

Spelling Practice Book

Grade 4

 **Harcourt**
SCHOOL PUBLISHERS

www.harcourtschool.com

Copyright © by Harcourt, Inc.

All rights reserved. No part of this publication may be reproduced or transmitted in any form or by any means, electronic or mechanical, including photocopy, recording, or any information storage and retrieval system, without permission in writing from the publisher.

Permission is hereby granted to individuals using the corresponding student's textbook or kit as the major vehicle for regular classroom instruction to photocopy entire pages from this publication in classroom quantities for instructional use and not for resale. Requests for information on other matters regarding duplication of this work should be addressed to School Permissions and Copyrights, Harcourt, Inc., 6277 Sea Harbor Drive, Orlando, Florida 32887-6777. Fax: 407-345-2418.

HARCOURT and the Harcourt Logo are trademarks of Harcourt, Inc., registered in the United States of America and/or other jurisdictions.

Printed in the United States of America

ISBN 10 0-15-349899-4

ISBN 13 978-0-15-349899-2

1 2 3 4 5 6 7 8 9 10 073 12 11 10 09 08 07 06

If you have received these materials as examination copies free of charge, Harcourt School Publishers retains title to the materials and they may not be resold. Resale of examination copies is strictly prohibited and is illegal.

Possession of this publication in print format does not entitle users to convert this publication, or any portion of it, into electronic format.

Contents

Making a Spelling Log	1
Study Steps to Learn a Word.....	2

THEME 1

Lesson 1 Words with Short Vowels and Vowel Digraphs	3
Lesson 2 Words with Long Vowels and Vowel Digraphs.....	7
Lesson 3 Words with Variant Vowels and Diphthongs.....	11
Lesson 4 Words with Inflections <i>-ed</i> and <i>-ing</i>	15
Lesson 5 Review	19

THEME 2

Lesson 6 Words with Consonant <i>-le</i>	23
Lesson 7 Words with VCCV: Same Medial Consonants	27
Lesson 8 Words with VCCV: Different Medial Consonants	31
Lesson 9 Words with VCCCV.....	35
Lesson 10 Review	39

THEME 3

Lesson 11 Words with VCV	43
Lesson 12 Words with Prefixes <i>re-</i> , <i>un-</i> , <i>non-</i>	47
Lesson 13 Words with Suffixes <i>-able</i> , <i>-ible</i> , <i>-ness</i> , <i>-ment</i> , <i>-less</i>	51
Lesson 14 Words with Ending /ən/.....	55
Lesson 15 Review	59

THEME 4

Lesson 16 Words with Ending /əl/	63
Lesson 17 Words with Ending /ər/	67
Lesson 18 Words Parts <i>over-</i> , <i>under-</i> , <i>sub-</i>	71
Lesson 19 Words with Inflections <i>-s</i> , <i>-es</i>	75
Lesson 20 Review	79

Contents

THEME 5

Lesson 21	Words with Suffixes <i>-ant, -ent, -eer, -ist, -ian</i>	83
Lesson 22	Word Parts <i>in-, out-, down-, up-</i>	87
Lesson 23	Words with Suffixes <i>-ation, -ition, -al, -ial</i>	91
Lesson 24	Words with Suffixes in Combination	95
Lesson 25	Review.....	99

THEME 6

Lesson 26	Words with Silent Letters	103
Lesson 27	Words with Greek and Latin Word Parts.....	107
Lesson 28	Homophones	111
Lesson 29	Words with Prefix + base + Suffix	115
Lesson 30	Review.....	119

Spelling Strategies	123
My Spelling Log.....	125
Spelling Words to Study.....	126
Handwriting Models.....	129



Making a Spelling Log


This book gives you a place to keep word lists of your own. It's called a **SPELLING LOG**! You can make a Spelling Log on page 125.

While you read, look for words that are **INTERESTING**. Listen for **NEW WORDS** used by people on radio and television.

Include words that you need to use when you **WRITE**, especially words that are hard to spell.

Before you write a word in your Spelling Log, check the spelling. Look up the word in a **DICTIONARY** or a **THESAURUS**, or ask for help.

To help you understand and remember the meaning of a word, write a **DEFINITION**, a **SYNONYM**, or an **ANTONYM**. Use your word in a sentence.



Study Steps to Learn a Word

Use these steps in this order to help you remember the spelling of a word.

step
1

SAY the word.

Remember a time when you have heard the word used. Think about what it means.

step
2

LOOK at the word.

Find any prefixes, suffixes, or other word parts you know. Try to picture the word in your mind. Think of another word that is related in meaning and spelling.

step
3

SPELL the word to yourself.

Think about the way each sound is spelled. Notice any unusual letter patterns.

step
4

WRITE the word on paper.

Check the way you have formed each letter. If you have not written the word clearly or correctly, write it again.

step
5

CHECK what you have learned.

Cover the word and write it. If you cannot spell the word correctly, practice these steps until you can write it correctly.

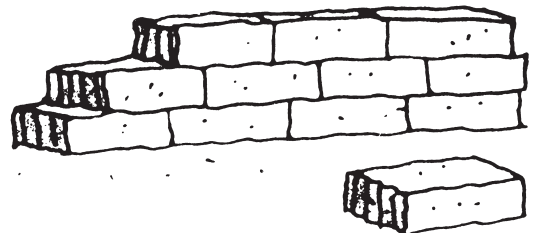
Name _____

▶ Fold the paper along the dotted line. As each Spelling Word is read aloud, write it in the blank. Then unfold your paper and check your work. Practice writing any Spelling Words you missed.

1. _____
2. _____
3. _____
4. _____
5. _____
6. _____
7. _____
8. _____
9. _____
10. _____
11. _____
12. _____
13. _____
14. _____
15. _____
16. _____
17. _____
18. _____
19. _____
20. _____

Spelling Words

1. *pact*
2. *brand*
3. *brick*
4. *crop*
5. *broad*
6. *tread*
7. *film*
8. *else*
9. *gram*
10. *gum*
11. *dread*
12. *spend*
13. *past*
14. *plot*
15. *check*
16. *split*
17. *sting*
18. *strap*
19. *task*
20. *twin*



Name _____

► Write a Spelling Word to complete each sentence.

1. I never chew _____.
2. That is my favorite _____ of cereal.
3. I watched my dad _____ the log in two.
4. Joseph has a _____ sister.
5. We live in that first _____ house.
6. Please buckle the _____ on your seatbelt.
7. Be sure to _____ carefully on the trail.
8. I want to see that new _____ tonight.
9. This story's _____ is very interesting.
10. We will _____ the weather report.

► Write the Spelling Word that rhymes with each word.

11. fact _____
12. cram _____
13. bring _____
14. mask _____
15. friend _____
16. prop _____



Spelling Words

1. *pact*
2. *brand*
3. *brick*
4. *crop*
5. *broad*
6. *tread*
7. *film*
8. *else*
9. *gram*
10. *gum*
11. *dread*
12. *spend*
13. *past*
14. *plot*
15. *check*
16. *split*
17. *sting*
18. *strap*
19. *task*
20. *twin*

Handwriting Tip

Remember to loop an *e* so it does not look like an *i*.



► Write the following Spelling Words: *else*, *dread*, *past*, and *broad*. Use your best handwriting.

17. _____
18. _____
19. _____
20. _____

Name _____

► Write a Spelling Word that is similar to each word in the list.

1. wide _____
2. fear _____
3. movie _____
4. crack _____
5. chore _____
6. kind _____
7. plant _____
8. agreement _____
9. walk _____



Spelling Words

1. pact
2. brand
3. brick
4. crop
5. broad
6. tread
7. film
8. else
9. gram
10. gum
11. dread
12. spend
13. past
14. plot
15. check
16. split
17. sting
18. strap
19. task
20. twin

► Write the Spelling Word that fits each description.

10. the action in a story _____
11. a small unit of measurement _____
12. a brother or sister born at the same time _____
13. material used to build buildings _____
14. a strip of leather _____
15. what happened before _____



Spelling Strategy

Use Flashcards: Write each Spelling Word on an index card. With a partner, take turns selecting a card and calling out a word for your partner to spell. Repeat using the flashcards until both of you can correctly spell all the words.

Name _____

► **WORD SCRAMBLE:** Unscramble the letters to write a Spelling Word.

1. tapc _____
2. prast _____
3. wint _____
4. slee _____
5. agmr _____
6. apt _____
7. ceckh _____
8. mgu _____
9. rteda _____
10. dranb _____

► **USE THE CLUES:** Write the Spelling Word that fits each clue.

11. something a farmer grows _____
12. the opposite of narrow _____
13. another word for a job _____
14. what you might do with money _____
15. an insect bite _____

Spelling Words

1. *pact*
2. *brand*
3. *brick*
4. *crop*
5. *broad*
6. *tread*
7. *film*
8. *else*
9. *gram*
10. *gum*
11. *dread*
12. *spend*
13. *past*
14. *plot*
15. *check*
16. *split*
17. *sting*
18. *strap*
19. *task*
20. *twin*




Name _____

▶ Fold the paper along the dotted line. As each Spelling Word is read aloud, write it in the blank. Then unfold your paper and check your work. Practice writing any Spelling Words you missed.

1. _____
2. _____
3. _____
4. _____
5. _____
6. _____
7. _____
8. _____
9. _____
10. _____
11. _____
12. _____
13. _____
14. _____
15. _____
16. _____
17. _____
18. _____
19. _____
20. _____

Spelling Words


1. *cheese*
2. *heel*
3. *season*
4. *boast*
5. *chief*
6. *gape*
7. *aim*
8. *brain*
9. *fluke*
10. *crayon*
11. *eagle*
12. *throw*
13. *rose*
14. *student*
15. *goal*
16. *woke*
17. *ripen*
18. *cube*
19. *rainbow*
20. *scrape*



Name _____

► Write a Spelling Word to complete each list.

1. hawk, falcon, _____
2. pencil, marker, _____
3. cone, sphere, _____
4. teacher, class, _____
5. milk, yogurt, _____
6. foot, toe, _____
7. toss, pitch, _____
8. tulip, daisy, _____
9. leader, commander, _____
10. object, target, _____
11. heart, lungs, _____



► Write the Spelling Word that matches each word or phrase.

12. brag _____
13. scratch _____
14. point toward _____
15. stopped sleeping _____
16. time of year _____

► Write the following Spelling Words: *fluke*, *rainbow*, *gape*, and *ripen*. Use your best handwriting.

17. _____
18. _____
19. _____
20. _____

Spelling Words

1. *cheese*
2. *heel*
3. *season*
4. *boast*
5. *chief*
6. *gape*
7. *aim*
8. *brain*
9. *fluke*
10. *crayon*
11. *eagle*
12. *throw*
13. *rose*
14. *student*
15. *goal*
16. *woke*
17. *ripen*
18. *cube*
19. *rainbow*
20. *scrape*

Handwriting Tip

Be sure that all your letters sit on the bottom line.

woke

Name _____

► Write a Spelling Word to complete each sentence.

1. Try not to _____ about your prize.
2. An _____ soars in the sky.
3. Your skull protects your _____.
4. Jason ran to the _____ with the ball.
5. I limped because I hurt my _____.
6. This peach needs to _____ longer.
7. Autumn is my favorite _____.
8. Vanessa carefully took _____ at the basketball hoop.
9. Please put that _____ with the art supplies.


► Write these Spelling Words in alphabetical order.

throw
woke

cheese
rainbow

rose
student

10. _____
11. _____
12. _____
13. _____
14. _____
15. _____



Spelling Words

1. cheese
2. heel
3. season
4. boast
5. chief
6. gape
7. aim
8. brain
9. fluke
10. crayon
11. eagle
12. throw
13. rose
14. student
15. goal
16. woke
17. ripen
18. cube
19. rainbow
20. scrape



Spelling Strategy

Proofread Twice: First, look for words that are misspelled and circle them. Then go back and proofread again.

Name _____

▶ **MISSING VOWELS:** Fill in the missing vowels to complete each Spelling Word. Then write the word.

1. c__b__ _____
2. g__p__ _____
3. st__d__nt _____
4. fl__k__ _____
5. s____s__n _____
6. cr__y__n _____
7. r____nb__w _____
8. ch____s__ _____
9. r__p__n _____
10. scr__p__ _____

▶ **RHYME TIME:** Write the Spelling Word that best rhymes with each word.

11. legal _____
12. chose _____
13. crane _____
14. leaf _____
15. most _____

Spelling Words

1. *cheese*
2. *heel*
3. *season*
4. *boast*
5. *chief*
6. *gape*
7. *aim*
8. *brain*
9. *fluke*
10. *crayon*
11. *eagle*
12. *throw*
13. *rose*
14. *student*
15. *goal*
16. *woke*
17. *ripen*
18. *cube*
19. *rainbow*
20. *scrape*




Name _____

▶ Fold the paper along the dotted line. As each Spelling Word is read aloud, write it in the blank. Then unfold your paper, and check your work. Practice writing any Spelling Words you missed.

1. _____
2. _____
3. _____
4. _____
5. _____
6. _____
7. _____
8. _____
9. _____
10. _____
11. _____
12. _____
13. _____
14. _____
15. _____
16. _____
17. _____
18. _____
19. _____
20. _____

Spelling Words


1. *toil*
2. *faucet*
3. *boyhood*
4. *choice*
5. *dawn*
6. *awful*
7. *foist*
8. *daughter*
9. *flaw*
10. *annoyed*
11. *royal*
12. *allow*
13. *destroy*
14. *blew*
15. *spoon*
16. *shampoo*
17. *brown*
18. *renew*
19. *wooden*
20. *auction*



Name _____

► Write a Spelling Word that fits each clue.

1. give permission _____
2. sunrise _____
3. girl child _____
4. sell to the highest bidder _____
5. kings and queens _____
6. ruin _____
7. work very hard _____
8. terrible _____
9. hair soap _____
10. what the wind did yesterday _____
11. a mistake _____



► Write the Spelling Word to complete each sentence.

12. Please turn off the _____ after you brush your teeth.
13. John needs a _____ to eat his soup.
14. The _____ table is made of oak.
15. Emily has shiny _____ hair.
16. It's time to _____ my library books.

► Write the following Spelling Words: *annoyed*, *foist*, *choice*, and *boyhood*. Use your best handwriting.

17. _____
18. _____
19. _____
20. _____

Spelling Words

1. *toil*
2. *faucet*
3. *boyhood*
4. *choice*
5. *dawn*
6. *awful*
7. *foist*
8. *daughter*
9. *flaw*
10. *annoyed*
11. *royal*
12. *allow*
13. *destroy*
14. *blew*
15. *spoon*
16. *shampoo*
17. *brown*
18. *renew*
19. *wooden*
20. *auction*

Handwriting Tip

Remember to hold your pencil between your thumb and pointer finger. Let the pencil rest on your middle finger.

foist


Name _____

► Write the Spelling Word that is the opposite of each word in the list.

1. repair _____
2. wonderful _____
3. sunset _____
4. forbid _____
5. son _____
6. amused _____

► Write a Spelling Word to complete each list.

7. fork, knife, _____
8. work, labor, _____
9. spigot, hose, _____
10. mistake, error, _____
11. stately, regal, _____
12. beige, tan, _____
13. option, selection, _____
14. soap, conditioner, _____
15. youth, male, _____



Spelling Words

1. toil
2. faucet
3. boyhood
4. choice
5. dawn
6. awful
7. foist
8. daughter
9. flaw
10. annoyed
11. royal
12. allow
13. destroy
14. blew
15. spoon
16. shampoo
17. brown
18. renew
19. wooden
20. auction



Spelling Strategy

Word Shapes: Study a word's shape. Does it have any tall letters or any letters that reach below the line? Think of the shape as you spell the word.

Name _____

► **RHYMING RIDDLES:** Answer each riddle by writing a Spelling Word that rhymes.

1. What do you call a girl who likes to swim?

A _____ in water

2. What do you see when you sit in the yard at sunrise?

You see _____ on the lawn.

3. What happens when you work in a garden?

You _____ in the soil.

► **ANALOGIES:** Write the Spelling Word that best completes each analogy.

4. *Body* is to *soap* as *hair* is to _____.

5. *Plate* is to *bowl* as *knife* is to _____.

6. *Sky* is to *blue* as *dirt* is to _____.

7. *Angry* is to *mad* as *mistake* is to _____.

8. *Top* is to *bottom* as *repair* is to _____.

9. *Grow* is to *grew* as *blow* is to _____.

► **WORD SCRAMBLE:** Unscramble the letters to write a Spelling Word.

10. oowend _____

11. lwauf _____

12. actfue _____

13. enrew _____

14. soitf _____

15. cutanio _____

Spelling Words

1. *toil*
2. *faucet*
3. *boyhood*
4. *choice*
5. *dawn*
6. *awful*
7. *foist*
8. *daughter*
9. *flaw*
10. *annoyed*
11. *royal*
12. *allow*
13. *destroy*
14. *blew*
15. *spoon*
16. *shampoo*
17. *brown*
18. *renew*
19. *wooden*
20. *auction*



Name _____

▶ Fold the paper along the dotted line. As each Spelling Word is read aloud, write it in the blank. Then unfold your paper and check your work. Practice writing any Spelling Words you missed.

1. _____
2. _____
3. _____
4. _____
5. _____
6. _____
7. _____
8. _____
9. _____
10. _____
11. _____
12. _____
13. _____
14. _____
15. _____
16. _____
17. _____
18. _____
19. _____
20. _____

Spelling Words

1. *counting*
2. *craned*
3. *seemed*
4. *burned*
5. *chopped*
6. *cracked*
7. *begged*
8. *moving*
9. *slipped*
10. *sailing*
11. *trimmed*
12. *shopping*
13. *returned*
14. *watching*
15. *pushed*
16. *visited*
17. *cringed*
18. *screamed*
19. *scratching*
20. *flapping*




Name _____

► Write a Spelling Word to complete each sentence.

1. Zach _____ his library books.
2. I _____ two eggs to make breakfast.
3. During the storm we _____ with fright.
4. We _____ my grandmother today.
5. The crowd _____ at the game.
6. The bank tellers are _____ the money.
7. Felicity is _____ to Florida.
8. The ducks are _____ their wings.
9. I _____ my neck to see the home run.
10. Carlos _____ his toast.

► Write the Spelling Word to best complete each list.

11. buying, purchasing, _____
12. slid, fell, _____
13. asked, pleaded, _____
14. sliced, minced, _____
15. seeing, observing, _____
16. shoved, forced, _____



Spelling Words

1. *counting*
2. *craned*
3. *seemed*
4. *burned*
5. *chopped*
6. *cracked*
7. *begged*
8. *moving*
9. *slipped*
10. *sailing*
11. *trimmed*
12. *shopping*
13. *returned*
14. *watching*
15. *pushed*
16. *visited*
17. *cringed*
18. *screamed*
19. *scratching*
20. *flapping*

► Write the following Spelling Words: *seemed*, *trimmed*, *sailing*, and *scratching*. Use your best handwriting.

- | | |
|-----------|-----------|
| 17. _____ | 19. _____ |
| 18. _____ | 20. _____ |

Handwriting Tip

Be sure to close the curved part of the letter *d* and do not loop the up and down strokes. Otherwise, the *d* might look like *cl*.

ed

Name _____


▶ Write the Spelling Word that fits each mini-definition.

1. gave back _____
2. stretched in order to see _____
3. shrank in fear or shame _____
4. pressed or forced _____
5. gave off heat _____
6. appeared to be true _____

▶ Write the Spelling Words that fit in each set below.

Words That Add *-ing*

7. _____
8. _____
9. _____
10. _____



Word That Drops the *e* and Adds *-ing*

11. _____

Words That Double the Final *p* and Add *-ed*

12. _____
13. _____

Words That Double the Final *p* and Add *-ing*

14. _____
15. _____

Spelling Words

1. counting
2. craned
3. seemed
4. burned
5. chopped
6. cracked
7. begged
8. moving
9. slipped
10. sailing
11. trimmed
12. shopping
13. returned
14. watching
15. pushed
16. visited
17. cringed
18. screamed
19. scratching
20. flapping



Spelling Strategy

Spelling Rules: When adding *-ed* or *-ing* to a base word with a short vowel sound and a single final consonant, the consonant is doubled before adding the ending. When the base word has a long vowel sound, the final consonant is not doubled.

Name _____

► **RHYME TIME:** Write the Spelling Word that rhymes with each word.

1. trailing _____
2. dropping _____
3. hinged _____
4. napping _____
5. quipped _____
6. tracked _____
7. pegged _____
8. flopped _____
9. dimmed _____
10. patching _____

► **OPPOSITES:** Write the Spelling Word that is the opposite of each word or phrase.

11. whispered _____
12. staying in one place _____
13. kept _____
14. pulled _____
15. stayed away from _____

Spelling Words

1. *counting*
2. *craned*
3. *seemed*
4. *burned*
5. *chopped*
6. *cracked*
7. *begged*
8. *moving*
9. *slipped*
10. *sailing*
11. *trimmed*
12. *shopping*
13. *returned*
14. *watching*
15. *pushed*
16. *visited*
17. *cringed*
18. *screamed*
19. *scratching*
20. *flapping*




Name _____

► Write the missing vowels to complete the Spelling Words.
Then write the words.

1. tr____d _____

2. spl__t _____

3. br____d _____



► Find and circle ten Spelling Words in the puzzle. Then write the words on the lines below.

c	l	s	c	r	a	p	e	h	g	o	a	l	o	s	r
h	w	e	n	e	r	e	t	u	r	n	e	d	e	y	e
i	g	p	e	o	h	c	p	a	b	r	a	i	n	r	n
e	f	l	a	w	t	b	o	y	h	o	o	d	t	a	e
f	c	h	o	i	c	e	h	c	h	o	p	p	e	d	w

4. _____ 5. _____

6. _____ 7. _____

8. _____ 9. _____

10. _____ 11. _____

12. _____ 13. _____

► Write the Spelling Word that best completes each analogy.

14. *Swim* is to *pool* as *bid* is to _____.

15. *Aunt* is to *uncle* as _____ is to *son*.

16. *Dig* is to *shovel* as _____ is to *ball*.

17. *Run* is to *running* as *count* is to _____.

18. *Fall* is to _____ as *Thanksgiving* is to *holiday*.

19. *Leave* is to *stay* as *forbid* is to _____.

20. *Build* is to *create* as *ruin* is to _____.

Spelling Words

1. tread
2. broad
3. split
4. chief
5. season
6. brain
7. throw
8. goal
9. scrape
10. choice
11. allow
12. auction
13. flaw
14. daughter
15. destroy
16. renew
17. boyhood
18. returned
19. chopped
20. counting

Name _____

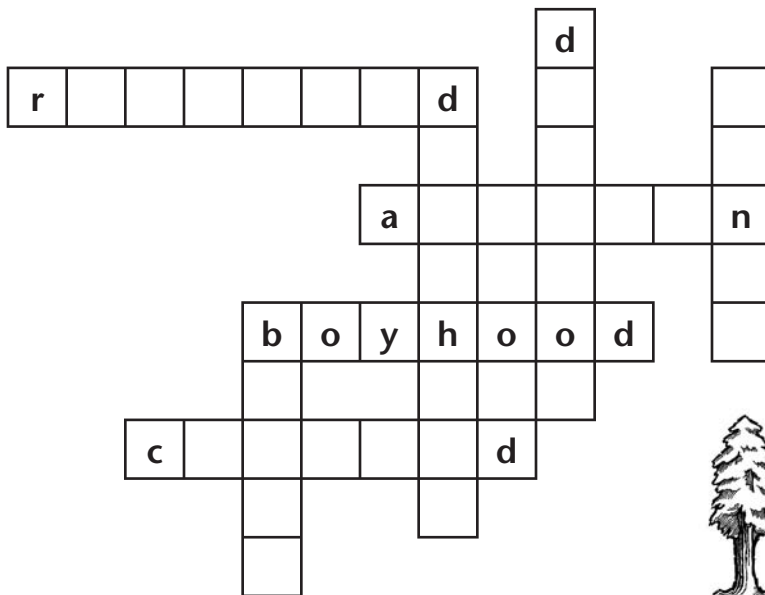
► Unscramble the letters to write a Spelling Word.

1. earcps _____
2. hcife _____
3. loga _____
4. wthor _____
5. essnao _____
6. rinab _____

► Perform the math operation to write a Spelling Word.

7. t + breath – b – th + d = _____
8. ch + voice – v = _____
9. f + claw – c = _____
10. fall – f + ow = _____
11. sp + light – gh = _____
12. country – ry + ing = _____

► Fill in the Spelling Words to complete the word chain.



Spelling Words

1. tread
2. broad
3. split
4. chief
5. season
6. brain
7. throw
8. goal
9. scrape
10. choice
11. allow
12. auction
13. flaw
14. daughter
15. destroy
16. renew
17. boyhood
18. returned
19. chopped
20. counting



Name _____


► Use Spelling Words to solve the puzzle.

ACROSS

- 3. a fast-paced sale
- 5. mistake
- 7. _____ your library books
- 8. wipe out

DOWN

- 1. a girl child
- 2. a man's youth
- 4. the _____ is yours
- 6. give permission



Spelling Words

- 1. tread
- 2. broad
- 3. split
- 4. chief
- 5. season
- 6. brain
- 7. throw
- 8. goal
- 9. scrape
- 10. choice
- 11. allow
- 12. auction
- 13. flaw
- 14. daughter
- 15. destroy
- 16. renew
- 17. boyhood
- 18. returned
- 19. chopped
- 20. counting

► Write the Spelling Words that contain these smaller words.

- 9. hop _____
- 10. son _____
- 11. rain _____
- 12. turn _____
- 13. row _____
- 14. read _____

► Write the Spelling Word that rhymes with each word.

- 15. leaf _____
- 16. pole _____
- 17. drape _____
- 18. knit _____
- 19. clawed _____
- 20. mounting _____

Name _____

► Inside each word shape, write the Spelling Word that fits.

1.

--	--	--	--	--	--	--	--	--	--

2.

--	--	--	--	--	--	--	--	--

3.

--	--	--	--	--	--	--	--	--	--

► Finish each phrase with a Spelling Word that rhymes.

4. new knowledge a _____ gain

5. leader of pickpockets a _____ thief

6. the large target the whole _____

7. carve a figure _____ a shape

8. wide-mouthed shark _____ jawed shark

9. an unhurried toss a slow _____

10. say which you want voice your _____

11. a legal error a law's _____

12. to permit right away to _____ now

► Write the Spelling Word that fits each mini-definition.

13. yearly climate changes _____ 17. to demolish _____

14. a fast-paced sale _____ 18. a man's youth _____

15. a female child _____ 19. dividing evenly _____

16. to make like new _____ 20. to walk _____

Spelling Words

1. tread
2. broad
3. split
4. chief
5. season
6. brain
7. throw
8. goal
9. scrape
10. choice
11. allow
12. auction
13. flaw
14. daughter
15. destroy
16. renew
17. boyhood
18. returned
19. chopped
20. counting

Name _____

► Fold the paper along the dotted line. As each Spelling Word is read aloud, write it in the blank. Then unfold your paper and check your work. Practice writing any Spelling Words you missed.

1. _____
2. _____
3. _____
4. _____
5. _____
6. _____
7. _____
8. _____
9. _____
10. _____
11. _____
12. _____
13. _____
14. _____
15. _____
16. _____
17. _____
18. _____
19. _____
20. _____

Spelling Words

1. *circle*
2. *angle*
3. *cradle*
4. *ladle*
5. *castle*
6. *ruffle*
7. *juggle*
8. *ankle*
9. *battle*
10. *candle*
11. *fable*
12. *riddle*
13. *icicle*
14. *sparkle*
15. *jungle*
16. *tangle*
17. *marble*
18. *sizzle*
19. *paddle*
20. *handle*



Name _____

► Write a Spelling Word to replace the underlined word or words.

We were in the (1) tropical forest. As scientists, we were trying to solve a (2) mystery of nature. As we sat in a (3) ring, we could hear birds shrieking to each other. One small monkey, in its treetop (4) crib, watched us. Through the (5) jumble of vines, we could see the amazing stars (6) flicker.

1. _____ 4. _____

2. _____ 5. _____

3. _____ 6. _____

► Write the Spelling Word that fits each clue.

7. a fight _____

8. used for light _____

9. frying sound _____

10. hold on to this _____

11. a sharp corner _____

12. frozen water _____

13. a story _____

14. to toss several things at once _____

15. a massive protected building _____

16. used to serve soup _____

► Write the following Spelling Words: *marble*, *ruffle*, *paddle*, and *ankle*. Use your best handwriting.

17. _____ 19. _____

18. _____ 20. _____

Spelling Words

1. *circle*
2. *angle*
3. *cradle*
4. *ladle*
5. *castle*
6. *ruffle*
7. *juggle*
8. *ankle*
9. *battle*
10. *candle*
11. *fable*
12. *riddle*
13. *icicle*
14. *sparkle*
15. *jungle*
16. *tangle*
17. *marble*
18. *sizzle*
19. *paddle*
20. *handle*

Handwriting Tip

Be sure that all your letters slant in the same direction.

ladle

Name _____

▶ Read each Spelling Word. Then sort and write the words where they belong.

Words that end in *-dle*

1. _____
2. _____
3. _____
4. _____
5. _____
6. _____



Words that end in *-gle*

7. _____
8. _____
9. _____
10. _____



▶ Write these Spelling Words in alphabetical order.

castle	fable	icicle
marble	circle	



11. _____
12. _____
13. _____
14. _____
15. _____



Spelling Words

1. circle
2. angle
3. cradle
4. ladle
5. castle
6. ruffle
7. juggle
8. ankle
9. battle
10. candle
11. fable
12. riddle
13. icicle
14. sparkle
15. jungle
16. tangle
17. marble
18. sizzle
19. paddle
20. handle



Spelling Strategy

Comparing Spellings: When you see a word that looks misspelled, try writing it another way. Use a dictionary to see which spelling is correct.

Name _____


► **SOLVE THE PUZZLE:** Use Spelling Words to solve the puzzle.

ACROSS

- 3. toss several balls
- 5. a fierce contest
- 8. a baby's bed
- 10. a hissing sound
- 11. "The Ant and the Grasshopper"

DOWN

- 1. _____ his feathers
- 2. a knotted mess
- 4. a small glass ball
- 6. hold on to
- 7. where royalty lives
- 9. a long-handled spoon



Spelling Words

- 1. *circle*
- 2. *angle*
- 3. *cradle*
- 4. *ladle*
- 5. *castle*
- 6. *ruffle*
- 7. *juggle*
- 8. *ankle*
- 9. *battle*
- 10. *candle*
- 11. *fable*
- 12. *riddle*
- 13. *icicle*
- 14. *sparkle*
- 15. *jungle*
- 16. *tangle*
- 17. *marble*
- 18. *sizzle*
- 19. *paddle*
- 20. *handle*



► **ANALOGIES:** Write the Spelling Word that best completes each analogy.

- 12. *Cube* is to *square* as *sphere* is to _____.
- 13. *Swing* is to *bat* as *row* is to _____.
- 14. *Hand* is to *wrist* as *foot* is to _____.
- 15. *Grass* is to *prairie* as *tree* is to _____.

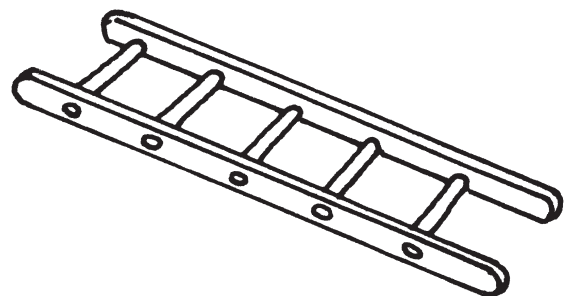
Name _____

▶ Fold the paper along the dotted line. As each Spelling Word is read aloud, write it in the blank. Then unfold your paper and check your work. Practice writing any Spelling Words you missed.

1. _____
2. _____
3. _____
4. _____
5. _____
6. _____
7. _____
8. _____
9. _____
10. _____
11. _____
12. _____
13. _____
14. _____
15. _____
16. _____
17. _____
18. _____
19. _____
20. _____

Spelling Words

1. *letter*
2. *ladder*
3. *appear*
4. *lesson*
5. *soccer*
6. *classic*
7. *hollow*
8. *supper*
9. *accent*
10. *pizza*
11. *officer*
12. *lettuce*
13. *better*
14. *slipper*
15. *bottom*
16. *ribbon*
17. *summer*
18. *college*
19. *occur*
20. *rabbit*



Name _____

► Write a Spelling Word to complete each list.

1. football, hockey, _____
2. winter, spring, _____
3. mouse, squirrel, _____
4. sandal, shoe, _____
5. top, side, _____
6. breakfast, lunch, _____
7. carrot, tomato, _____
8. unit, chapter, _____
9. empty, open, _____
10. note, write, _____



Spelling Words

1. letter
2. ladder
3. appear
4. lesson
5. soccer
6. classic
7. hollow
8. supper
9. accent
10. pizza
11. officer
12. lettuce
13. better
14. slipper
15. bottom
16. ribbon
17. summer
18. college
19. occur
20. rabbit

► Write a Spelling Word to complete each sentence.

11. Ella hopes to _____ in the movies someday.
12. We need _____ to make a bow.
13. Would you like _____ for lunch?
14. That police _____ has a dog.
15. From Andy's _____, I can tell he's from England.
16. My father climbed a _____ to reach the roof.

► Write the following Spelling Words: *college*, *classic*, *better*, and *occur*. Use your best handwriting.

17. _____
18. _____
19. _____
20. _____


Handwriting Tip

Be sure to leave enough space between double letters.

pp cc

Name _____

► Write the Spelling Word that matches each word or phrase.



1. base or floor _____
2. bunny _____
3. show up or seem _____
4. warm months _____
5. salad _____
6. alphabet _____
7. decoration or award _____
8. meal _____
9. happen _____
10. improved _____
11. foot sport _____
12. houseshoe _____
13. use to get higher up _____

Spelling Words

1. letter
2. ladder
3. appear
4. lesson
5. soccer
6. classic
7. hollow
8. supper
9. accent
10. pizza
11. officer
12. lettuce
13. better
14. slipper
15. bottom
16. ribbon
17. summer
18. college
19. occur
20. rabbit

► Write the Spelling Word that rhymes with each word.

14. knowledge _____
15. follow _____



Spelling Strategy

Say It Aloud: When you are unsure of the spelling of a two-syllable word, say the word aloud. Listen carefully to the way each syllable sounds.

Name _____

► **MIX AND MATCH:** Rearrange the syllables to write two Spelling Words.

son bon rib les 1. _____

2. _____

of fi oc cer cur 3. _____

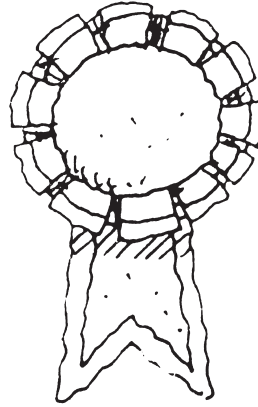
4. _____

cent ac ter let 5. _____

6. _____

ap piz pear za 7. _____

8. _____



Spelling Words

1. letter
2. ladder
3. appear
4. lesson
5. soccer
6. classic
7. hollow
8. supper
9. accent
10. pizza
11. officer
12. lettuce
13. better
14. slipper
15. bottom
16. ribbon
17. summer
18. college
19. occur
20. rabbit

► **MISSING LETTERS:** Write the missing letters to complete the Spelling Words. Then write the words.

9. s__c__r _____

10. sl__p__r _____

11. l__t__c__ _____

12. h__l__w _____

13. la____r _____

► **WORD SHAPES:** Inside each word shape, write the Spelling Word that fits.

14.

--	--	--	--	--	--

15.

--	--	--	--	--	--	--	--

Name _____

► Fold the paper along the dotted line. As each Spelling Word is read aloud, write it in the blank. Then unfold your paper and check your work. Practice writing any Spelling Words you missed.

1. _____
2. _____
3. _____
4. _____
5. _____
6. _____
7. _____
8. _____
9. _____
10. _____
11. _____
12. _____
13. _____
14. _____
15. _____
16. _____
17. _____
18. _____
19. _____
20. _____

Spelling Words

1. *history*
2. *number*
3. *hunger*
4. *company*
5. *window*
6. *welcome*
7. *blanket*
8. *perhaps*
9. *service*
10. *subject*
11. *thunder*
12. *furnish*
13. *jersey*
14. *mother*
15. *secret*
16. *harvest*
17. *winter*
18. *problem*
19. *chapter*
20. *nurses*



Name _____

► Write a Spelling Word that matches each mini-definition.

1. office or business _____
2. opening in a wall _____
3. job or good deed _____
4. record of important events _____
5. greet or invite _____
6. bed covering or layer _____
7. topic or area of study _____
8. healthcare workers _____
9. need to eat _____
10. a loud sound _____

► Write the Spelling Word that is the opposite of each word.

11. summer _____
12. solution _____
13. certainly _____
14. letter _____
15. plant _____
16. well-known _____



Spelling Words

1. *history*
2. *number*
3. *hunger*
4. *company*
5. *window*
6. *welcome*
7. *blanket*
8. *perhaps*
9. *service*
10. *subject*
11. *thunder*
12. *furnish*
13. *jersey*
14. *mother*
15. *secret*
16. *harvest*
17. *winter*
18. *problem*
19. *chapter*
20. *nurses*

Handwriting Tip

Use an overcurve stroke when you join a letter to a circle-stroke letter. Then retrace part of the circle stroke.

mo

► Write the following Spelling Words: *mother, jersey, chapter, and furnish*. Use your best handwriting.

17. _____
18. _____
19. _____
20. _____

Name _____

► Write the Spelling Word that completes each sentence.

1. I have one more _____ of this book to read.
2. How would you like to _____ your room?
3. There's a breeze blowing through the _____.
4. After hiking, we had a _____ for a warm meal.
5. My _____ likes to read at night.
6. This year the _____ was plentiful.
7. The _____ in that hospital are very nice.
8. Please help Ira with the math _____.
9. My report is about the _____ of baseball.
10. I wrapped up in a soft _____.

► Write the Spelling Word that completes each phrase.

11. _____ wonderland
12. _____ password
13. You're _____ one.
14. a warm _____
15. _____ and lightning



Spelling Words

1. history
2. number
3. hunger
4. company
5. window
6. welcome
7. blanket
8. perhaps
9. service
10. subject
11. thunder
12. furnish
13. jersey
14. mother
15. secret
16. harvest
17. winter
18. problem
19. chapter
20. nurses



Spelling Strategy

Rhyming Words: To spell a word, write a word that rhymes with it. Then try spelling the rhyming parts the same way.

Name _____

► **WORD OPERATIONS:** Perform the math operation to write a Spelling Word.

1. companion – ion + y = _____
2. furniture – ture + sh = _____
3. hi + store – e + y = _____
4. har + invest – in = _____
5. mo + lather – la = _____
6. su + object – o = _____
7. j + verse – v + y = _____
8. serve – e + ice = _____
9. the – e + under = _____

► **RHYMING RIDDLES:** Answer each riddle by writing a Spelling Word that rhymes.

10. What are bags full of bandages and medicines?
purses for _____
11. What cowboys may wear.
chaps, _____
12. What do you call a sleepy digit?
a slumber _____
13. What do you call someone who runs in the snow?
a _____ sprinter
14. What is a baby's appetite?
a younger _____
15. What is an unhappy hello?
a glum _____

Spelling Words

1. *history*
2. *number*
3. *hunger*
4. *company*
5. *window*
6. *welcome*
7. *blanket*
8. *perhaps*
9. *service*
10. *subject*
11. *thunder*
12. *furnish*
13. *jersey*
14. *mother*
15. *secret*
16. *harvest*
17. *winter*
18. *problem*
19. *chapter*
20. *nurses*



Name _____

▶ Fold the paper along the dotted line. As each Spelling Word is read aloud, write it in the blank. Then unfold your paper and check your work. Practice writing any Spelling Words you missed.

1. _____
2. _____
3. _____
4. _____
5. _____
6. _____
7. _____
8. _____
9. _____
10. _____
11. _____
12. _____
13. _____
14. _____
15. _____
16. _____
17. _____
18. _____
19. _____
20. _____

Spelling Words

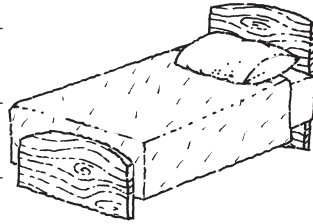
1. *monster*
2. *complete*
3. *hundred*
4. *kitchen*
5. *sandwich*
6. *surprise*
7. *applause*
8. *although*
9. *conflict*
10. *mattress*
11. *purchase*
12. *merchant*
13. *pumpkin*
14. *angry*
15. *Thursday*
16. *ostrich*
17. *punctual*
18. *address*
19. *chestnut*
20. *luncheon*



Name _____

► Write a Spelling Word that is similar to each given word.

1. argument _____
2. whole _____
3. buy _____
4. mad _____
5. shock _____
6. clapping _____
7. bed _____
8. shopkeeper _____
9. on time _____
10. meal _____



Spelling Words

1. *monster*
2. *complete*
3. *hundred*
4. *kitchen*
5. *sandwich*
6. *surprise*
7. *applause*
8. *although*
9. *conflict*
10. *mattress*
11. *purchase*
12. *merchant*
13. *pumpkin*
14. *angry*
15. *Thursday*
16. *ostrich*
17. *punctual*
18. *address*
19. *chestnut*
20. *luncheon*

► Write a Spelling Word to complete each sentence.

11. Dad ate two pieces of _____ pie!
12. Please write the _____ on the envelope.
13. We will see the play on _____ night.
14. This turkey _____ is delicious.
15. The _____ sink is full of dishes.
16. There are a _____ pennies in one dollar.

► Write the following Spelling Words: *chestnut*, *ostrich*, *although*, and *monster*. Use your best handwriting.

17. _____
18. _____
19. _____
20. _____

Handwriting Tip

Be sure that all of your short letters are the same height.



ace

Name _____

► Write a Spelling Word to complete each list.

1. bathroom, bedroom, _____
2. fight, disagreement, _____
3. soup, salad, _____
4. obtain, money, _____
5. Tuesday, Wednesday, _____
6. name, phone number, _____
7. mean, huge, _____
8. walnut, pecan, _____
9. finish, done, _____
10. brunch, buffet, _____
11. gourd, squash, _____

► Write the Spelling Word that completes each phrase.

Dear Mandy,

Today I had a big (12) shock. We went to the zoo, and I saw an (13) unusual bird. It came to me when I called, (14) even though it had never seen me before. I took pictures. I'll bring them to your house, and I promise to be (15) on time so we can play!

Your friend, Jessica

12. _____ 14. _____
13. _____ 15. _____

Spelling Words

1. *monster*
2. *complete*
3. *hundred*
4. *kitchen*
5. *sandwich*
6. *surprise*
7. *applause*
8. *although*
9. *conflict*
10. *mattress*
11. *purchase*
12. *merchant*
13. *pumpkin*
14. *angry*
15. *Thursday*
16. *ostrich*
17. *punctual*
18. *address*
19. *chestnut*
20. *luncheon*



Spelling Strategy

Using a Dictionary: If you need help deciding if a word is spelled correctly, use a dictionary.

Name _____

▶ **MATCH SYLLABLES:** Draw a line from a syllable on the left to the one on the right to complete a Spelling Word. Then write the words.

- | | | |
|----------|-----------|-------|
| 1. ad | a. plause | _____ |
| 2. mat | b. chant | _____ |
| 3. pump | c. dress | _____ |
| 4. kit | d. prise | _____ |
| 5. chest | e. chase | _____ |
| 6. ap | f. nut | _____ |
| 7. sur | g. chen | _____ |
| 8. mer | h. kin | _____ |
| 9. pur | i. tress | _____ |

Spelling Words

1. *monster*
2. *complete*
3. *hundred*
4. *kitchen*
5. *sandwich*
6. *surprise*
7. *applause*
8. *although*
9. *conflict*
10. *mattress*
11. *purchase*
12. *merchant*
13. *pumpkin*
14. *angry*
15. *Thursday*
16. *ostrich*
17. *punctual*
18. *address*
19. *chestnut*
20. *luncheon*

▶ **USE THE CLUES:** Write the Spelling Word that fits each clue. Then use the letters in boxes to complete the riddle.

10. not late _____
11. a midday meal _____
12. even if _____
13. ten times ten _____
14. day of the week _____
15. What do you call an insect that is buzzing mad?
an _____ bumblebee



Name _____

► Write the Spelling Word that fits each clue.

1. similar to a folktale _____
2. where a king lives _____
3. used to hold a pan _____
4. a strip of cloth used for decoration _____
5. frozen water that hangs down _____

► Write the Spelling Word that fits each clue. Then unscramble the letters in the boxes to answer the riddle.

6. something to be solved _____
7. female parent _____
8. a way of pronouncing a word _____
9. you need money to do this _____
10. mid-day meal _____
11. you sleep on this _____
12. What might you say about things that seem close by?
"Hey, those things _____ near!"

► Use the code to write Spelling Words.

1	2	3	4	5	6	7	8	9	10	11	12	13
A	B	C	D	E	F	G	H	I	J	K	L	M

14	15	16	17	18	19	20	21	22	23	24	25	26
N	O	P	Q	R	S	T	U	V	W	X	Y	Z

- | | |
|---|--|
| 13. <u>19</u> <u>15</u> <u>3</u> <u>3</u> <u>5</u> <u>18</u> _____ | 17. <u>19</u> <u>5</u> <u>18</u> <u>22</u> <u>9</u> <u>3</u> <u>5</u> _____ |
| 14. <u>8</u> <u>15</u> <u>12</u> <u>12</u> <u>15</u> <u>23</u> _____ | 18. <u>10</u> <u>5</u> <u>18</u> <u>19</u> <u>5</u> <u>25</u> _____ |
| 15. <u>3</u> <u>12</u> <u>1</u> <u>19</u> <u>19</u> <u>9</u> <u>3</u> _____ | 19. <u>19</u> <u>21</u> <u>2</u> <u>10</u> <u>5</u> <u>3</u> <u>20</u> _____ |
| 16. <u>3</u> <u>15</u> <u>12</u> <u>12</u> <u>5</u> <u>7</u> <u>5</u> _____ | 20. <u>3</u> <u>15</u> <u>13</u> <u>16</u> <u>12</u> <u>5</u> <u>20</u> <u>5</u> _____ |

Spelling Words

1. castle
2. handle
3. ruffle
4. icicle
5. fable
6. soccer
7. appear
8. hollow
9. classic
10. college
11. accent
12. service
13. jersey
14. mother
15. problem
16. subject
17. complete
18. mattress
19. purchase
20. luncheon

Name _____

▶ Rearrange the syllables to write Spelling Words.

soc hol cer low 1. _____

2. _____

sic pear ap clas 3. _____

4. _____

lege cent ac col 5. _____

6. _____

▶ Write the Spelling Word that best completes each analogy.

7. *Clothing is to shirt as meal is to _____.*

8. *Uncle is to aunt as father is to _____.*

9. *Paint is to brush as _____ is to money.*

10. *Boil is to steam as freeze is to _____.*

11. *Cushion is to sofa as _____ is to bed.*

12. *Science is to experiment as math is to _____.*

13. *Begin is to finish as start is to _____.*

14. *Sing is to song as tell is to _____.*

▶ Unscramble the letters to write a Spelling Word.

15. cbusejt _____

16. riescve _____

17. adelhn _____

18. reesjy _____

19. lufref _____

20. eastlc _____

Spelling Words

1. castle
2. handle
3. ruffle
4. icicle
5. fable
6. soccer
7. appear
8. hollow
9. classic
10. college
11. accent
12. service
13. jersey
14. mother
15. problem
16. subject
17. complete
18. mattress
19. purchase
20. luncheon



Name _____

► Write the missing vowels to complete the Spelling Words.
Then write the words.

1. pr__bl__m _____

2. j__rs__y _____

3. s__bj__ct _____

4. m__th__r _____

5. s__rv__c__ _____

► Write the Spelling Word that is the opposite of each word.

6. sell _____

7. vanish _____

8. solid _____

9. partial _____

10. shack _____

11. smooth _____

12. kindergarten _____

► Write the Spelling Word to complete each list.

13. pot, top, _____

14. language, sound, _____

15. meal, midday, _____

16. story, lesson, _____

17. sheets, bed, _____

18. frozen, stick, _____

19. old, important, _____

20. sport, kick, _____

Spelling Words

1. castle
2. handle
3. ruffle
4. icicle
5. fable
6. soccer
7. appear
8. hollow
9. classic
10. college
11. accent
12. service
13. jersey
14. mother
15. problem
16. subject
17. complete
18. mattress
19. purchase
20. luncheon


Name _____

▶ Draw a line between the two syllables that make a Spelling Word. Then write the Spelling Word.

- | | | |
|----------|----------|-------|
| 1. com | a. chase | _____ |
| 2. mat | b. plete | _____ |
| 3. lunch | c. tress | _____ |
| 4. pur | d. eon | _____ |

▶ Perform the math operation to write a Spelling Word.

5. cold – d + leg + e = _____
6. candle – c + h = _____
7. brother – br + m = _____
8. ace – e + cent = _____
9. hold – d + low = _____
10. table – t + f = _____
11. spear – s + ap = _____
12. serve – e + ice = _____
13. island – land + sue = _____
14. crash – r – h + tle = _____



Spelling Words

1. castle
2. handle
3. ruffle
4. icicle
5. fable
6. soccer
7. appear
8. hollow
9. issue
10. college
11. accent
12. service
13. jersey
14. mother
15. problem
16. subject
17. complete
18. mattress
19. purchase
20. luncheon

▶ Write a Spelling Word that matches each clue.

15. dress trim _____
16. frozen water _____
17. sport _____
18. something to wear _____
19. difficulty _____
20. part of a sentence _____

Name _____

▶ Fold the paper along the dotted line. As each Spelling Word is read aloud, write it in the blank. Then unfold your paper and check your work. Practice writing any Spelling Words you missed.

1. _____
2. _____
3. _____
4. _____
5. _____
6. _____
7. _____
8. _____
9. _____
10. _____
11. _____
12. _____
13. _____
14. _____
15. _____
16. _____
17. _____
18. _____
19. _____
20. _____

Spelling Words

1. *begin*
2. *vanish*
3. *bonus*
4. *legal*
5. *event*
6. *moment*
7. *motive*
8. *native*
9. *suburb*
10. *mimic*
11. *paper*
12. *pilot*
13. *raven*
14. *rival*
15. *relish*
16. *silent*
17. *solar*
18. *spider*
19. *super*
20. *virus*



Name _____


► Write a Spelling Word to replace each underlined word.

We live in a (1) town near a large city. We often eat outside in order to enjoy the (2) sun's rays. One (3) quiet morning, I felt something (4) start to move near my foot. It was a green anole, a small lizard. Green anoles are (5) from that area to the South. They change colors to (6) imitate their surroundings. This helps them (7) disappear the (8) minute they are spotted. The chameleon is a (9) terrific creature to have around. It is an (10) occasion when we find one.

- | | |
|----------|-----------|
| 1. _____ | 6. _____ |
| 2. _____ | 7. _____ |
| 3. _____ | 8. _____ |
| 4. _____ | 9. _____ |
| 5. _____ | 10. _____ |

► Write a Spelling Word to complete each list.

11. lawful, official, _____
12. pen, pencil, _____
13. crow, black, _____
14. web, insect, _____
15. mustard, hotdog, _____
16. germ, bacteria, _____



► Write the following Spelling Words: *bonus*, *motive*, *pilot*, and *rival*. Use your best handwriting.

- | | |
|-----------|-----------|
| 17. _____ | 19. _____ |
| 18. _____ | 20. _____ |

Spelling Words

1. *begin*
2. *vanish*
3. *bonus*
4. *legal*
5. *event*
6. *moment*
7. *motive*
8. *native*
9. *suburb*
10. *mimic*
11. *paper*
12. *pilot*
13. *raven*
14. *rival*
15. *relish*
16. *silent*
17. *solar*
18. *spider*
19. *super*
20. *virus*

Handwriting Tip

Be sure that all your letters sit on the bottom line.

value

Name _____

► Write the Spelling Word that is similar to each word in the list.

1. blackbird _____
2. permitted _____
3. copy _____
4. quiet _____
5. illness _____
6. reason _____
7. extra _____
8. fantastic _____
9. challenger _____
10. happening _____



Spelling Words

1. begin
2. vanish
3. bonus
4. legal
5. event
6. moment
7. motive
8. native
9. suburb
10. mimic
11. paper
12. pilot
13. raven
14. rival
15. relish
16. silent
17. solar
18. spider
19. super
20. virus

► Write these Spelling Words in alphabetical order.

solar native suburb
relish spider

11. _____
12. _____
13. _____
14. _____
15. _____



Spelling Strategy

Sounds and Letters: When you try to spell a word, say it to yourself. Picture the way the word is spelled.

Name _____

► **RHYMING RIDDLES:** Answer each riddle with a Spelling Word.

1. What do you call an eight-legged creature that takes up too much room? A wider _____
2. What do we say when we ask to borrow someone's prize money? Loan us your _____.
3. What do you call a bird that knows the law?
A _____ eagle
4. What does someone who makes noise in a neighborhood do? Disturb the _____
5. What do you call someone who likes to walk in the sunshine? A _____ stroller

► **ANALOGIES:** Write the Spelling Word that best completes each analogy.


6. *Show up* is to *appear* as *go away* is to _____.
7. *Conclude* is to *end* as *launch* is to _____.
8. *Wheat* is to *flour* as *wood* is to _____.
9. *Ship* is to *captain* as *airplane* is to _____.
10. *Second* is to *instant* as *minute* is to _____.

► **WORD SCRAMBLE:** Unscramble the letters to write a Spelling Word.

- | | |
|------------------|-----------------|
| 11. vitane _____ | 14. rsviu _____ |
| 12. stienl _____ | 15. lavir _____ |
| 13. vneet _____ | |

Spelling Words

1. *begin*
2. *vanish*
3. *bonus*
4. *legal*
5. *event*
6. *moment*
7. *motive*
8. *native*
9. *suburb*
10. *mimic*
11. *paper*
12. *pilot*
13. *raven*
14. *rival*
15. *relish*
16. *silent*
17. *solar*
18. *spider*
19. *super*
20. *virus*



Name _____

▶ Fold the paper along the dotted line. As each Spelling Word is read aloud, write it in the blank. Then unfold your paper and check your work. Practice writing any Spelling Words you missed.

1. _____
2. _____
3. _____
4. _____
5. _____
6. _____
7. _____
8. _____
9. _____
10. _____
11. _____
12. _____
13. _____
14. _____
15. _____
16. _____
17. _____
18. _____
19. _____
20. _____

Spelling Words


1. *reuse*
2. *restart*
3. *retell*
4. *resend*
5. *replace*
6. *uncork*
7. *unstuck*
8. *unannounced*
9. *unpleasant*
10. *unchain*
11. *unfit*
12. *nonprofit*
13. *nonmetal*
14. *recall*
15. *nontoxic*
16. *unwelcome*
17. *reproduce*
18. *retrace*
19. *uninvited*
20. *reapply*



Name _____

► Write the Spelling Word that best fits each clue.

1. pried loose _____
2. begin again _____
3. copy _____
4. not poison _____
5. without calling _____
6. remember _____
7. unhook _____
8. write over _____
9. not wanted _____
10. mail again _____



Spelling Words

1. *reuse*
2. *restart*
3. *retell*
4. *resend*
5. *replace*
6. *uncork*
7. *unstuck*
8. *unannounced*
9. *unpleasant*
10. *unchain*
11. *unfit*
12. *nonprofit*
13. *nonmetal*
14. *recall*
15. *nontoxic*
16. *unwelcome*
17. *reproduce*
18. *retrace*
19. *uninvited*
20. *reapply*

► Read each base word. Then circle the correct prefix. Add the prefix to write a Spelling Word.

11. cork un- non- _____
12. metal un- non- _____
13. pleasant un- non- _____
14. invited un- non- _____
15. profit un- non- _____
16. fit un- non- _____

► Write the following Spelling Words: *reuse*, *retell*, *replace*, and *reapply*. Use your best handwriting.

17. _____ 19. _____
18. _____ 20. _____

Handwriting Tip

When you write the letter *r*, make sure to curve up and then down twice.

recall

Name _____

► Read each word group below. Then write the Spelling Word that belongs in each group.

1. useful, useless, _____
2. resume, start over, _____
3. explain, tell again, _____
4. forward, repeat, _____
5. change, renew, _____
6. remember, remind, _____
7. copy, remake, _____
8. mark, go back, _____
9. application, applied, _____

► Write a Spelling Word to complete each sentence.

10. The eruption was a terrifying, _____ event.
11. The heat and magma seemed to _____ the top of the volcano.
12. Because of the ash, the area around the volcano is _____ for living things.
13. There are few areas where the ground is _____.
14. The Red Cross is a _____ group which helps disaster victims.

Spelling Words

1. reuse
2. restart
3. retell
4. resend
5. replace
6. uncork
7. unstuck
8. unannounced
9. unpleasant
10. unchain
11. unfit
12. nonprofit
13. nonmetal
14. recall
15. nontoxic
16. unwelcome
17. reproduce
18. retrace
19. uninvited
20. reapply




Spelling Strategy

Base Words: When you are writing a word with a prefix, identify the base word. Then think about the meaning of each word part. Use a dictionary to check the word meaning.

Name _____

► Complete the crossword puzzle with Spelling Words.
Use the clues to help you.



Spelling Words

1. *reuse*
2. *restart*
3. *retell*
4. *resend*
5. *replace*
6. *uncork*
7. *unstuck*
8. *unannounced*
9. *unpleasant*
10. *unchain*
11. *unfit*
12. *nonprofit*
13. *nonmetal*
14. *recall*
15. *nontoxic*
16. *unwelcome*
17. *reproduce*
18. *retrace*
19. *uninvited*
20. *reapply*

ACROSS


2. remove stopper
5. not nice
8. put back
9. use again
10. write over

DOWN

1. not proper
3. make again
4. begin again
6. not made of metal
7. sign up again

► Complete each sentence with a Spelling Word.

11. The mosquitoes in our campsite were _____ guests.
12. The letter came back, so I'll have to _____ it.
13. We had to _____ the fence so we could get in.
14. The paper became _____ after Amy pulled it free.
15. The audience was surprised when the singer
came on stage _____.



Name _____

▶ Fold the paper along the dotted line. As each Spelling Word is read aloud, write it in the blank. Then unfold your paper and check your work. Practice writing any Spelling Words you missed.

1. _____
2. _____
3. _____
4. _____
5. _____
6. _____
7. _____
8. _____
9. _____
10. _____
11. _____
12. _____
13. _____
14. _____
15. _____
16. _____
17. _____
18. _____
19. _____
20. _____

Spelling Words

1. *likable*
2. *removable*
3. *printable*
4. *adorable*
5. *comfortable*
6. *durable*
7. *usable*
8. *invisible*
9. *responsible*
10. *darkness*
11. *tidiness*
12. *silliness*
13. *excitement*
14. *government*
15. *requirement*
16. *loneliness*
17. *harmless*
18. *hopeless*
19. *fearless*
20. *horrible*



Name _____

Write the base word of each Spelling Word.

1. likable _____
2. removable _____
3. printable _____
4. adorable _____
5. comfortable _____
6. usable _____
7. excitement _____
8. government _____
9. requirement _____
10. harmless _____
11. hopeless _____
12. fearless _____
13. horrible _____
14. responsible _____

Write the following Spelling Words: *darkness, tidiness, silliness, durable, invisible, and loneliness*. Use your best handwriting.

- | | |
|-----------|-----------|
| 15. _____ | 18. _____ |
| 16. _____ | 19. _____ |
| 17. _____ | 20. _____ |

Spelling Words

1. *likable*
2. *removable*
3. *printable*
4. *adorable*
5. *comfortable*
6. *durable*
7. *usable*
8. *invisible*
9. *responsible*
10. *darkness*
11. *tidiness*
12. *silliness*
13. *excitement*
14. *government*
15. *requirement*
16. *loneliness*
17. *harmless*
18. *hopeless*
19. *fearless*
20. *horrible*

Handwriting Tip

Be sure to use only one stroke when joining another letter to the letter *n*.

print

Name _____

► Write a Spelling Word to replace each underlined word.

Even in the (1) dimness created by the cloud of smoke, Jamie was (2) not afraid. With the sirens blaring, he could feel his (3) eagerness build. As a firefighter, he was always (4) reliable and ready to help. (5) At ease in his (6) sturdy boots and turnout gear, he quickly surveyed the scene.

"I'm going in," he said. Soon he was (7) unseen, surrounded by smoke and flames. Bravery is a (8) necessary thing for firefighters, and Jamie was certainly brave.

- | | |
|----------|----------|
| 1. _____ | 5. _____ |
| 2. _____ | 6. _____ |
| 3. _____ | 7. _____ |
| 4. _____ | 8. _____ |

► Write the Spelling Word that matches each mini-definition.

9. being neat _____
10. can be printed _____
11. pleasant or easy to like _____
12. runs a nation, state, or city _____
13. foolish or not serious _____
14. cute _____
15. will come off _____

Spelling Words

1. likable
2. removable
3. printable
4. adorable
5. comfortable
6. durable
7. usable
8. invisible
9. responsible
10. darkness
11. tidiness
12. silliness
13. excitement
14. government
15. requirement
16. loneliness
17. harmless
18. hopeless
19. fearless
20. horrible



Spelling Strategy

Word Parts: When adding a suffix, you may need to change the spelling of the base word. For example, in the word *lonely* you change the *y* to *i* before adding the ending *-ness*.

Name _____

▶ **WHAT AM I?:** Write the Spelling Word that describes each phrase.

1. baby rabbit _____
2. mayor's office _____
3. must have this _____
4. feeling sad _____
5. skydiver's feeling _____

▶ **BREAK THE CODE:** Use the code below to write Spelling Words.

1	2	3	4	5	6	7	8	9	10	11	12	13
A	B	C	D	E	F	G	H	I	J	K	L	M
14	15	16	17	18	19	20	21	22	23	24	25	26
N	O	P	Q	R	S	T	U	V	W	X	Y	Z


6. 21 19 1 2 12 5 _____
7. 18 5 13 15 22 1 2 12 5 _____
8. 8 15 18 18 9 2 12 5 _____
9. 5 24 3 9 20 5 13 5 14 20 _____
10. 12 15 14 5 12 9 14 5 19 19 _____

▶ **WORD OPERATIONS:** Perform the math operation to write a Spelling Word.

11. like – e + able _____
12. tidy – y + i + ness _____
13. response – e + ible _____
14. silly – y + i + ness _____
15. adore – e + able _____

Spelling Words

1. *likable*
2. *removable*
3. *printable*
4. *adorable*
5. *comfortable*
6. *durable*
7. *usable*
8. *invisible*
9. *responsible*
10. *darkness*
11. *tidiness*
12. *silliness*
13. *excitement*
14. *government*
15. *requirement*
16. *loneliness*
17. *harmless*
18. *hopeless*
19. *fearless*
20. *horrible*



Name _____

▶ Fold the paper along the dotted line. As each Spelling Word is read aloud, write it in the blank. Then unfold your paper and check your work. Practice writing any Spelling Words you missed.

1. _____
2. _____
3. _____
4. _____
5. _____
6. _____
7. _____
8. _____
9. _____
10. _____
11. _____
12. _____
13. _____
14. _____
15. _____
16. _____
17. _____
18. _____
19. _____
20. _____

Spelling Words

1. *apron*
2. *button*
3. *canyon*
4. *certain*
5. *chicken*
6. *cardigan*
7. *cotton*
8. *dragon*
9. *even*
10. *fountain*
11. *gallon*
12. *horizon*
13. *listen*
14. *orphan*
15. *pardon*
16. *pollen*
17. *prison*
18. *siren*
19. *swollen*
20. *driven*



Name _____

Words with
Ending /ən/

Lesson 14

► Write a Spelling Word to complete each list.

1. talk, hear, _____
2. duck, turkey, _____
3. pint, quart, _____
4. silk, wool, _____
5. whistle, alarm, _____
6. water, drink, _____
7. flat, straight, _____
8. zipper, fasten, _____
9. cover, smock, _____
10. hill, valley, _____



Spelling Words

1. *apron*
2. *button*
3. *canyon*
4. *certain*
5. *chicken*
6. *cardigan*
7. *cotton*
8. *dragon*
9. *even*
10. *fountain*
11. *gallon*
12. *horizon*
13. *listen*
14. *orphan*
15. *pardon*
16. *pollen*
17. *prison*
18. *siren*
19. *swollen*
20. *driven*

► Write a Spelling Word to complete each sentence.

11. The sun sets over the _____.
12. Spring rains make rivers and streams
_____.
13. In summer the flowers give off _____,
which makes some of us sneeze.
14. Winter is _____ to bring cold days.
15. My sister has never _____ in a blizzard.
16. On summer nights, you might only need a
_____ to stay warm.

► Write the following Spelling Words: *dragon*, *orphan*, *pardon*, and *prison*. Use your best handwriting.

17. _____
18. _____
19. _____
20. _____

Handwriting Tip

When you write the letter combination *on*, be sure to keep the joining stroke off the bottom line.

Name _____

▶ Write the Spelling Word that is the opposite of each word.

1. lopsided _____
2. mountain _____
3. shrunken _____
4. unsure _____
5. talk _____

▶ Write the Spelling Word that completes each phrase.

6. _____ your jacket.
7. That _____ flew the coop.
8. the police _____
9. I beg your _____.
10. a fire-breathing _____

▶ Write these Spelling Words in alphabetical order.

pollen driven cardigan
 prison horizon

11. _____
12. _____
13. _____
14. _____
15. _____



Spelling Words

1. apron
2. button
3. canyon
4. certain
5. chicken
6. cardigan
7. cotton
8. dragon
9. even
10. fountain
11. gallon
12. horizon
13. listen
14. orphan
15. pardon
16. pollen
17. prison
18. siren
19. swollen
20. driven



Spelling Strategy

Comparing Spellings: When you are unsure of the spelling of a word that ends with the sound /ən/, write it using different spellings and choose the one that looks correct. Then check your spelling in a dictionary.

Name _____

► **MIX AND MATCH:** Rearrange the four syllables to write two Spelling Words.

a par pron don 1. _____

2. _____

phan or on drag 3. _____

4. _____

yon en can chick 5. _____


6. _____

ren en driv si 7. _____

8. _____

► **WORD SORT:** Read the chart headings. Then write the Spelling Words where they belong.

Words with Double l	Words That End in -ain
9. _____	14. _____
10. _____	15. _____
11. _____	
Words with Double t	
12. _____	
13. _____	



Spelling Words

1. *apron*
2. *button*
3. *canyon*
4. *certain*
5. *chicken*
6. *cardigan*
7. *cotton*
8. *dragon*
9. *even*
10. *fountain*
11. *gallon*
12. *horizon*
13. *listen*
14. *orphan*
15. *pardon*
16. *pollen*
17. *prison*
18. *siren*
19. *swollen*
20. *driven*

Name _____

► Unscramble the letters to write a Spelling Word.

1. Irvia _____ 3. eevtn _____
2. oemmnt _____ 4. aslro _____

► Write the Spelling Word that is similar to each clue.

5. go over again _____
6. a type of cloth _____
7. unafraid _____
8. spray of water _____
9. pay attention _____
10. recycle _____



► Perform the math operation to write a Spelling Word.

11. more – m – e + phan = _____
12. like – e + able = _____
13. come – e + fort + able = _____
14. un + announce – e + ed = _____
15. un + please – e + ant = _____
16. non + metal = _____
17. in + visit – t + ble = _____
18. squirrel – s + re – rel + ement = _____
19. horror – or + ible = _____
20. lonely – y + i + ness = _____

Spelling Words

1. event
2. rival
3. solar
4. moment
5. unannounced
6. reuse
7. retrace
8. unpleasant
9. nonmetal
10. likable
11. comfortable
12. horrible
13. invisible
14. loneliness
15. requirement
16. fearless
17. cotton
18. listen
19. fountain
20. orphan

Name _____

► Unscramble the syllables to write Spelling Words with the prefixes *re-, un-, non-*.

1. nounce an un ed _____
2. al non met _____
3. trace re _____
4. use re _____
5. pleas un ant _____

► Change one or two letters in each word to write a Spelling Word.

- | | |
|-------------------|--------------------|
| 6. button _____ | 9. color _____ |
| 7. listed _____ | 10. royal _____ |
| 8. mountain _____ | 11. nearness _____ |

► Use Spelling Words to solve the puzzle.

ACROSS

14. Sadness from being alone
16. Without parents
18. An occasion
19. Something necessary
20. Nice or pleasant

DOWN

12. Relaxed or cozy
13. One _____, please
15. Can't be seen
17. Awful

Spelling Words

1. event
2. rival
3. solar
4. moment
5. unannounced
6. reuse
7. retrace
8. unpleasant
9. nonmetal
10. likable
11. comfortable
12. horrible
13. invisible
14. loneliness
15. requirement
16. fearless
17. cotton
18. listen
19. fountain
20. orphan

Name _____

► Unscramble the syllables to write Spelling Words.

1. li ness lone _____
2. a fort ble com _____
3. ble vis in i _____
4. ment re quire _____
5. less fear _____
6. ri hor ble _____
7. ble a lik _____

► Write the Spelling Word that best completes each analogy.

8. *Friend* is to *enemy* as *partner* is to _____.
9. *Sheep* is to *wool* as *plant* is to _____.
10. *Sun* is to *moon* as _____ is to *lunar*.
11. *Look* is to *see* as *hear* is to _____.
12. *Volcano* is to *lava* as _____ is to *water*.

► Find and circle eight Spelling Words in the puzzle. Then write the words on the lines below.

u	n	a	n	n	o	u	n	c	e	d	a	e	n
r	e	k	b	g	a	e	y	r	b	m	r	v	d
p	u	n	p	l	e	a	s	a	n	t	e	e	x
h	n	o	r	p	h	a	n	s	h	o	u	n	t
a	n	r	e	t	r	a	c	e	r	r	s	t	j
n	o	n	m	e	t	a	l	m	o	m	e	n	t

13. _____
14. _____
15. _____
16. _____
17. _____
18. _____
19. _____
20. _____

Spelling Words

1. event
2. rival
3. solar
4. moment
5. unannounced
6. reuse
7. retrace
8. unpleasant
9. nonmetal
10. likable
11. comfortable
12. horrible
13. invisible
14. loneliness
15. requirement
16. fearless
17. cotton
18. listen
19. fountain
20. orphan

Name _____

► Write the missing vowels to complete the Spelling Words. Then write the words.

1. c__tt__n _____

2. l__st__n _____

3. __rph__n _____

► Write the Spelling Word that fits each clue. Then unscramble the letters in the boxes to answer the riddle.

4. You get water from a _____

5. opponent _____

6. from the sun _____

7. a brief period of time _____

8. terrible _____

9. What is a recycler's motto? "Choose to _____!"

► Write a Spelling Word to complete each word group.

10. eventually, eventful, _____

11. vision, visibility, _____

12. comfort, discomfort, _____

13. trace, tracing, _____

14. fear, fearful, _____

15. require, requiring, _____

16. alone, lonely, _____

17. like, dislike, _____

18. metal, metallic, _____

19. pleasant, pleasantly, _____

20. announce, announcer, _____

Spelling Words

1. event
2. rival
3. solar
4. moment
5. unannounced
6. reuse
7. retrace
8. unpleasant
9. nonmetal
10. likable
11. comfortable
12. horrible
13. invisible
14. loneliness
15. requirement
16. fearless
17. cotton
18. listen
19. fountain
20. orphan



Name _____

► Fold the paper along the dotted line. As each Spelling Word is read aloud, write it in the blank. Then unfold your paper and check your work. Practice writing any Spelling Words you missed.

1. _____
2. _____
3. _____
4. _____
5. _____
6. _____
7. _____
8. _____
9. _____
10. _____
11. _____
12. _____
13. _____
14. _____
15. _____
16. _____
17. _____
18. _____
19. _____
20. _____

Spelling Words

1. *tropical*
2. *animal*
3. *April*
4. *arrival*
5. *trample*
6. *bottle*
7. *camel*
8. *capital*
9. *couple*
10. *swivel*
11. *festival*
12. *gentle*
13. *level*
14. *national*
15. *normal*
16. *tremble*
17. *puddle*
18. *rebel*
19. *single*
20. *tunnel*



Name _____

► Write a Spelling Word to replace the underlined words.

I have entered a (1) countrywide Invention Fair. My entry will be judged by scientists from our nation's (2) center of government. I sent the (3) one idea that I liked best: The Garden Protector. It keeps (4) any creatures from ruining our (5) tropic-like garden. My dog likes to (6) walk on Mom's flowers. Once Fluffy even dug a (7) passageway under the fence! The Garden Protector will (8) shake and send out a sound whenever an animal comes near.

- | | |
|----------|----------|
| 1. _____ | 5. _____ |
| 2. _____ | 6. _____ |
| 3. _____ | 7. _____ |
| 4. _____ | 8. _____ |

► Write a Spelling Word to complete each list.

9. February, March, _____
10. jar, can, _____
11. two, pair, _____
12. fair, celebration, _____
13. calm, mild, _____
14. usual, regular, _____
15. even, flat, _____
16. pool, pond, _____

► Write the following Spelling Words: *swivel*, *arrival*, *camel*, and *rebel*. Use your best handwriting.

- | | |
|-----------|-----------|
| 17. _____ | 19. _____ |
| 18. _____ | 20. _____ |

Spelling Words

1. *tropical*
2. *animal*
3. *April*
4. *arrival*
5. *trample*
6. *bottle*
7. *camel*
8. *capital*
9. *couple*
10. *swivel*
11. *festival*
12. *gentle*
13. *level*
14. *national*
15. *normal*
16. *tremble*
17. *puddle*
18. *rebel*
19. *single*
20. *tunnel*

Handwriting Tip

When you write the letter *l*, make sure it touches both the top and bottom lines.



Name _____

► Fill in the missing letters to complete each Spelling Word. Then write each word.


1. tramp _ _ _____
2. bott _ _ _____
3. anim _ _ _____
4. tunn _ _ _____
5. coup _ _ _____
6. sing _ _ _____
7. lev _ _ _____
8. swiv _ _ _____
9. arriv _ _ _____
10. reb _ _ _____
11. norm _ _ _____
12. festiv _ _ _____

► Unscramble the syllables to write two Spelling Words.

- | | |
|--------------------|-----------|
| A trop i pril cal | 13. _____ |
| | 14. _____ |
| el cap cam i tal | 15. _____ |
| | 16. _____ |
| tle al gen tion na | 17. _____ |
| | 18. _____ |

Spelling Words

1. tropical
2. animal
3. April
4. arrival
5. trample
6. bottle
7. camel
8. capital
9. couple
10. swivel
11. festival
12. gentle
13. level
14. national
15. normal
16. tremble
17. puddle
18. rebel
19. single
20. tunnel

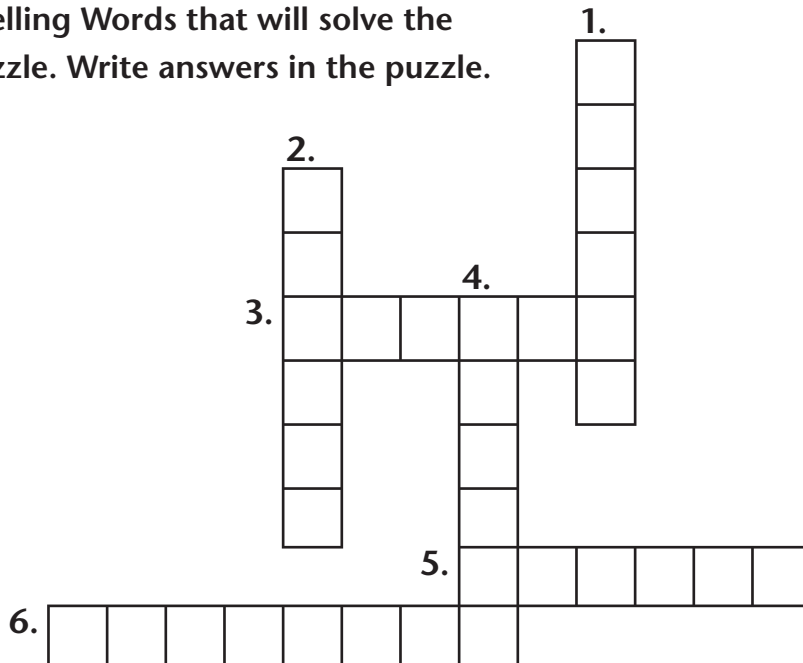


Spelling Strategy

Comparing Spellings: When you find a word that looks misspelled, try writing it another way. Use a dictionary to see which spelling is correct.

Name _____

► **SOLVE THE PUZZLE:** Use the clues to help you choose Spelling Words that will solve the puzzle. Write answers in the puzzle.



ACROSS

DOWN


- | | |
|-----------------------------------|------------------------|
| 3. Dig a _____ | 1. A _____ touch |
| 5. _____ vegetable,
or mineral | 2. _____ opener |
| 6. A carnival | 4. Typical or ordinary |

Spelling Words

1. *tropical*
2. *animal*
3. *April*
4. *arrival*
5. *trample*
6. *bottle*
7. *camel*
8. *capital*
9. *couple*
10. *swivel*
11. *festival*
12. *gentle*
13. *level*
14. *national*
15. *normal*
16. *tremble*
17. *puddle*
18. *rebel*
19. *single*
20. *tunnel*

► **WORD OPERATIONS:** Perform the math operation to write a Spelling Word.

7. name – me + tion + al _____
8. Ape – e + ril _____
9. trampoline – oline + le _____
10. cousin – sin + ple _____
11. l + even – n + l _____
12. arrive – e + al _____
13. animate – te + l _____
14. singer – er + le _____
15. tropics – s + al _____




Name _____

▶ Fold the paper along the dotted line. As each Spelling Word is read aloud, write it in the blank. Then unfold your paper and check your work. Practice writing any Spelling Words you missed.

1. _____
2. _____
3. _____
4. _____
5. _____
6. _____
7. _____
8. _____
9. _____
10. _____
11. _____
12. _____
13. _____
14. _____
15. _____
16. _____
17. _____
18. _____
19. _____
20. _____

Spelling Words

1. *lunar*
2. *cellar*
3. *collar*
4. *corner*
5. *danger*
6. *director*
7. *doctor*
8. *dollar*
9. *tinker*
10. *finger*
11. *honor*
12. *horror*
13. *labor*
14. *master*
15. *motor*
16. *ancestor*
17. *checkers*
18. *power*
19. *regular*
20. *sugar*



Name _____

Words with Ending
/ər/

Lesson 17

▶ Write a Spelling Word to complete each sentence.

1. Emily is a _____ at making art.
2. She likes to _____ with paints and clay.
3. Sometimes she even uses _____ paints.
4. One of her paintings shows the moon in a lovely _____ scene.
5. Emily painted a _____ helping a patient.
6. Emily's favorite _____ was also an artist.
7. Emily's grandmother wore a dress with a lace _____.
8. It is an _____ to have artistic talents.

▶ Write a Spelling Word that is similar to each word in the list.

9. work _____
10. basement _____
11. engine _____
12. board game _____
13. angle _____
14. sweetener _____
15. money _____
16. hazard _____

▶ Write the following Spelling Words: *director*, *horror*, *power*, and *regular*. Use your best handwriting.

17. _____
18. _____
19. _____
20. _____

Spelling Words

1. *lunar*
2. *cellar*
3. *collar*
4. *corner*
5. *danger*
6. *director*
7. *doctor*
8. *dollar*
9. *tinker*
10. *finger*
11. *honor*
12. *horror*
13. *labor*
14. *master*
15. *motor*
16. *ancestor*
17. *checkers*
18. *power*
19. *regular*
20. *sugar*

Handwriting Tip

Be careful when you connect the vowels *a*, *o*, and *e* to *r*, or the *r* could look like an *i*.

or, er


Name _____

Words with Ending
/ər/

Lesson 17

▶ Write the Spelling Word that best completes each phrase.

1. turn the _____
2. spend a _____
3. a _____ eclipse
4. a cold, underground _____
5. _____ tools
6. please pass the _____
7. call the _____
8. the dog's _____



▶ Write a Spelling Word that goes with each clue.

9. leader of the actors in a movie _____
10. relative who lived very long ago _____
11. part of the hand; not the thumb _____

▶ Write these Spelling Words in alphabetical order.

horror motor honor checkers

12. _____
13. _____
14. _____
15. _____



Spelling Words

1. lunar
2. cellar
3. collar
4. corner
5. danger
6. director
7. doctor
8. dollar
9. tinker
10. finger
11. honor
12. horror
13. labor
14. master
15. motor
16. ancestor
17. checkers
18. power
19. regular
20. sugar



Spelling Strategy

Guessing and Checking: If you are not sure how to spell a word that ends with the /ər/ sound, make a guess. Then check a dictionary to see if you are right.

Name _____

► **RHYMING RIDDLES:** Create a rhyming answer for each riddle using a Spelling Word.

1. What do you do when you help the person next door?

_____ for your neighbor

2. What do you call a boat that sails under a full moon?

A _____ schooner

► **WORD SCRAMBLE:** Unscramble the letters to write a Spelling Word.

3. gfiner _____

4. grlraeu _____

5. trocod _____

► **WORD SEARCH:** Find and circle ten Spelling Words. Then write the words on the lines below.

y	p	k	d	o	l	l	a	r	h	t	l
p	o	m	a	s	t	e	r	b	o	i	r
a	w	a	n	c	e	s	t	o	r	n	h
h	e	b	g	t	s	u	g	a	r	k	u
a	r	c	e	l	l	a	r	m	o	e	v
r	u	p	r	n	m	o	t	o	r	r	i

6. _____ 11. _____

7. _____ 12. _____

8. _____ 13. _____

9. _____ 14. _____

10. _____ 15. _____

Spelling Words

1. *lunar*
2. *cellar*
3. *collar*
4. *corner*
5. *danger*
6. *director*
7. *doctor*
8. *dollar*
9. *tinker*
10. *finger*
11. *honor*
12. *horror*
13. *labor*
14. *master*
15. *motor*
16. *ancestor*
17. *checkers*
18. *power*
19. *regular*
20. *sugar*



Name _____

▶ Fold the paper along the dotted line. As each Spelling Word is read aloud, write it in the blank. Then unfold your paper and check your work. Practice writing any Spelling Words you missed.

1. _____
2. _____
3. _____
4. _____
5. _____
6. _____
7. _____
8. _____
9. _____
10. _____
11. _____
12. _____
13. _____
14. _____
15. _____
16. _____
17. _____
18. _____
19. _____
20. _____

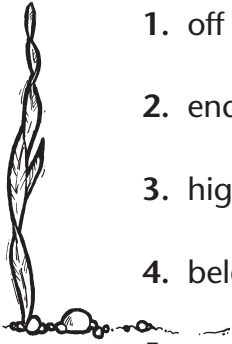
Spelling Words

1. *overactive*
2. *overbite*
3. *overboard*
4. *overdrive*
5. *overestimate*
6. *overhand*
7. *overheat*
8. *overpass*
9. *overreact*
10. *underline*
11. *underbrush*
12. *underdeveloped*
13. *undergo*
14. *underhand*
15. *underpass*
16. *underscore*
17. *underwater*
18. *submarine*
19. *subway*
20. *overact*



Name _____

▶ Write the Spelling Word that fits each clue.



1. off the side of a boat _____

2. endure a procedure _____

3. high gear _____

4. below the water's surface _____

5. a navy vessel _____

6. a railroad below the ground _____

7. more active than normal _____

8. not normally developed _____

9. underline or emphasize _____

10. respond too strongly _____

11. draw a line below _____

12. plants that grow beneath larger trees _____

13. a road that goes below another road _____

14. to get too hot _____

15. make a guess that is too high _____

16. a road that goes above another road _____



▶ Write the following Spelling Words: *overbite*, *overhand*, *underhand*, and *overact*. Use your best handwriting.

17. _____

19. _____

18. _____

20. _____

Spelling Words

1. *overactive*
2. *overbite*
3. *overboard*
4. *overdrive*
5. *overestimate*
6. *overhand*
7. *overheat*
8. *overpass*
9. *overreact*
10. *underline*
11. *underbrush*
12. *underdeveloped*
13. *undergo*
14. *underhand*
15. *underpass*
16. *underscore*
17. *underwater*
18. *submarine*
19. *subway*
20. *overact*

Handwriting Tip

Be sure that all of your letters are the correct size.

over

Name _____

▶ Write the Spelling Word that completes each sentence.

1. The Navy has a new _____.
2. When your front teeth cover your lower lip, you have an _____.
3. A young actor will often _____.
4. When you draw a line below a word you _____ it.

▶ Write a Spelling Word to replace the underlined words in each phrase.

5. more active than normal imagination _____
6. swimming below the water's surface _____
7. experience a change _____
8. go into high gear _____
9. take the underground train _____

▶ Write the Spelling Word that is the opposite of each phrase.

10. grown too much _____
11. keep too cold _____
12. still on a boat _____
13. large trees _____
14. predict too little _____
15. fair, aboveboard _____

Spelling Words

1. overactive
2. overbite
3. overboard
4. overdrive
5. overestimate
6. overhand
7. overheat
8. overpass
9. overreact
10. underline
11. underbrush
12. underdeveloped
13. undergo
14. underhand
15. underpass
16. underscore
17. underwater
18. submarine
19. subway
20. overact



Spelling Strategy

Word Parts: When you are unsure of the spelling of a two-part word, say the word aloud. Listen to the way each part sounds.

Name _____

▶ **ANALOGIES:** Write the Spelling Word that best completes each analogy.

1. Army is to *tank* as Navy is to _____.
2. Swimming is to *backstroke* as *pitching* is to _____.
3. Chair is to *seat* as *bridge* is to _____.
4. Snore is to *sleep* as *shout* is to _____.
5. Excess is to *overload* as *boiling* is to _____.

▶ **UNSCRAMBLE THE SYLLABLES:** Unscramble the syllables to write a Spelling Word.

6. der line un _____
7. tive o ac ver _____
8. ver board o _____
9. pass der un _____
10. bite ver o _____

▶ **BREAK THE CODE:** Use the code below to write Spelling Words.


1	2	3	4	5	6	7	8	9	10	11	12	13
A	B	C	D	E	F	G	H	I	J	K	L	M

14	15	16	17	18	19	20	21	22	23	24	25	26
N	O	P	Q	R	S	T	U	V	W	X	Y	Z

11. 19 21 2 23 1 25 _____
12. 21 14 4 5 18 2 18 21 19 8 _____
13. 15 22 5 18 4 18 9 22 5 _____
14. 21 14 4 5 18 7 15 _____
15. 21 14 4 5 18 19 3 15 18 5 _____

Spelling Words

1. *overactive*
2. *overbite*
3. *overboard*
4. *overdrive*
5. *overestimate*
6. *overhand*
7. *overheat*
8. *overpass*
9. *overreact*
10. *underline*
11. *underbrush*
12. *underdeveloped*
13. *undergo*
14. *underhand*
15. *underpass*
16. *underscore*
17. *underwater*
18. *submarine*
19. *subway*
20. *overact*




Name _____

► Fold the paper along the dotted line. As each Spelling Word is read aloud, write it in the blank. Then unfold your paper and check your work. Practice writing any Spelling Words you missed.

1. _____
2. _____
3. _____
4. _____
5. _____
6. _____
7. _____
8. _____
9. _____
10. _____
11. _____
12. _____
13. _____
14. _____
15. _____
16. _____
17. _____
18. _____
19. _____
20. _____

Spelling Words

1. *babies'*
2. *baby's*
3. *child's*
4. *children*
5. *classes'*
6. *class's*
7. *sheep*
8. *feet*
9. *elk*
10. *fish*
11. *fishes'*
12. *goose's*
13. *geese*
14. *jeans*
15. *mouse's*
16. *mice*
17. *teeth*
18. *women*
19. *woman's*
20. *moose*



Name _____

► Write a Spelling Word to complete each sentence.

Many (1) _____ read fables.

My (2) fourth-grade _____ favorite is about a lion that spares a (3) small _____ life. The lion usually ate (4) _____. This time the lion set him on his (5) _____. Later, when the lion was trapped, the mouse used his (6) _____ to free the lion.

► Write the Spelling Word that means the same as each group of words.

7. of more than one class _____

8. more than one adult female _____

9. more than one goose _____

10. pants made of denim _____

11. of more than one infant _____

12. belongs to a goose _____

13. belongs to a child _____

14. belongs to a female _____

15. animal with antlers _____

16. another animal with antlers _____

► Write the following Spelling Words: *fish*, *baby's*, *sheep*, and *fishes'*. Use your best handwriting.

17. _____ 19. _____

18. _____ 20. _____

Spelling Words

1. *babies'*
2. *baby's*
3. *child's*
4. *children*
5. *classes'*
6. *class's*
7. *sheep*
8. *feet*
9. *elk*
10. *fish*
11. *fishes'*
12. *goose's*
13. *geese*
14. *jeans*
15. *mouse's*
16. *mice*
17. *teeth*
18. *women*
19. *woman's*
20. *moose*

Handwriting Tip

When you write the letter *s*, bring the first upstroke to a point. Otherwise, it could look like an *a*.




fish

Name _____

► Write the Spelling Word that is the plural form of each word.

1. mouse _____
2. tooth _____
3. foot _____
4. child _____
5. sheep _____



Spelling Words


1. babies'
2. baby's
3. child's
4. children
5. classes'
6. class's
7. sheep
8. feet
9. elk
10. fish
11. fishes'
12. goose's
13. geese
14. jeans
15. mouse's
16. mice
17. teeth
18. women
19. woman's
20. moose

► Write a Spelling Word to complete each phrase.

6. men and _____
7. the _____ tanks
8. the _____ fly south in winter
9. several _____ blankets
10. an order of _____ and chips
11. a new pair of _____

► Write the possessive form of each word.

12. baby _____
13. mouse _____
14. child _____
15. class _____



Spelling Strategy

Using a Dictionary: If you're not sure that you spelled the plural form of a word correctly, check it in a dictionary.

Name _____

► **RHYMING RIDDLES:** Write a Spelling Word to answer each riddle.

1. What are eyeglasses that belong to all the students in the school? the _____ glasses
2. What do you call a farm animal that can jump?
a _____ that can leap
3. What is an animal with antlers that has escaped?
a _____ on the loose
4. What do you call frozen rodents?
_____ on ice

► **CATEGORIES:** Write the Spelling Words that fit in each category.

Belonging to Animals

5. _____ 7. _____
6. _____

Belonging to People

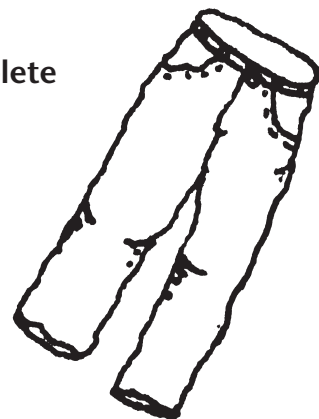
8. _____ 10. _____
9. _____ 11. _____

► **MISSING VOWELS:** Write the missing vowels to complete the Spelling Words. Then write the words.

12. t__ __ th _____
13. j__ __ ns _____
14. ch__ ldr__ n _____
15. __ lk _____

Spelling Words

1. *babies'*
2. *baby's*
3. *child's*
4. *children*
5. *classes'*
6. *class's*
7. *sheep*
8. *feet*
9. *elk*
10. *fish*
11. *fishes'*
12. *goose's*
13. *geese*
14. *jeans*
15. *mouse's*
16. *mice*
17. *teeth*
18. *women*
19. *woman's*
20. *moose*



Name _____

► Add *-le*, *-al* or *-el* to complete the Spelling Word. Then write the word on the line.

1. nation _____
2. lev _____
3. gent _____
4. arriv _____
5. sing _____

► Change one or two letters in each word to write a Spelling Word.

- | | |
|-----------------|--------------------|
| 6. dollar _____ | 9. disk _____ |
| 7. leans _____ | 10. woman _____ |
| 8. rowed _____ | 11. wreckers _____ |

► Unscramble the letters to write a Spelling Word.

12. ocdotr _____
13. fhiss'e _____
14. ndregou _____
15. rdoobavre _____
16. bawysu _____
17. cassl's _____
18. epshe _____
19. rtveaeho _____
20. uudresnhrb _____

Spelling Words

1. arrival
2. gentle
3. national
4. single
5. level
6. collar
7. doctor
8. checkers
9. power
10. overboard
11. overheat
12. underbrush
13. undergo
14. subway
15. sheep
16. class's
17. fishes'
18. women
19. jeans
20. fish



Name _____

Words with Ending
/ər/

Lesson 20

► Write the missing vowels to complete the Spelling Words.
Then write the words.

1. ch__k__s _____

2. c__ll__r _____

3. p__w__r _____

4. d__ct__r _____

Spelling Words

1. arrival
2. gentle
3. national
4. single
5. level
6. collar
7. doctor
8. checkers
9. power
10. overboard
11. overheat
12. underbrush
13. undergo
14. subway
15. sheep
16. class's
17. fishes'
18. women
19. jeans
20. fish

► Rearrange the syllables to write two Spelling Words.

way tle gen sub 5. _____

6. _____

el wo lev men 7. _____

8. _____

le heat o sing ver 9. _____

10. _____

val un ar go ri der 11. _____

12. _____

brush un o board ver der 13. _____

14. _____

► Write the Spelling Word that rhymes with each word.

15. actual _____ 18. dishes _____

16. cheap _____ 19. queens _____

17. passes _____ 20. wish _____

Name _____

► Use the word parts in the box to write five Spelling Words.

sub- under- over-


1. _____ 4. _____
2. _____ 5. _____
3. _____

► Write a Spelling Word to complete each list.

6. hospital, nurse, _____
7. gills, fins, _____
8. pants, denim, _____
9. animal, wool, _____
10. fishermen's, boats', _____
11. pocket, cuff, _____
12. even, flat, _____
13. triple, double, _____
14. men, children, _____
15. calm, mild, _____
16. ticket, departure, _____
17. chess, backgammon, _____
18. rule, control, _____
19. state, countrywide, _____
20. teachers', students', _____

Spelling Words

1. arrival
2. gentle
3. national
4. single
5. level
6. collar
7. doctor
8. checkers
9. power
10. overboard
11. overheat
12. underbrush
13. undergo
14. subway
15. sheep
16. class's
17. fishes'
18. women
19. jeans
20. fish



Name _____

► Write the Spelling Word that fits each clue.

1. farm animal that produces wool _____
2. water creatures _____
3. belonging to water creatures _____
4. denim pants _____
5. belonging to a group of students _____
6. a group of adult females _____

► Write the Spelling Word that best completes each analogy.

7. *Go* is to *stay* as *departure* is to _____.
8. *One* is to *many* as _____ is to *multiple*.
9. *Teacher* is to *student* as _____ is to *patient*.
10. *Words* are to *puzzles* as *disks* are to _____.
11. *Highway* is to *car* as _____ is to *train*.
12. *Origin* is to *original* as *nation* is to _____.
13. *Winter* is to *freeze* as *summer* is to _____.
14. *Cuff* is to *pants* as _____ is to *shirt*.

► Draw a line between the two word parts that make a Spelling Word. Then write the Spelling Word.

- | | | |
|-------|-------|-----------|
| over | el | 15. _____ |
| go | pow | 16. _____ |
| er | under | 17. _____ |
| lev | tle | 18. _____ |
| gen | under | 19. _____ |
| brush | board | 20. _____ |

Spelling Words

1. arrival
2. gentle
3. national
4. single
5. level
6. collar
7. doctor
8. checkers
9. power
10. overboard
11. overheat
12. underbrush
13. undergo
14. subway
15. sheep
16. class's
17. fishes'
18. women
19. jeans
20. fish



Name _____

► Fold the paper along the dotted line. As each Spelling Word is read aloud, write it in the blank. Then unfold your paper and check your work. Practice writing any Spelling Words you missed.

1. _____
2. _____
3. _____
4. _____
5. _____
6. _____
7. _____
8. _____
9. _____
10. _____
11. _____
12. _____
13. _____
14. _____
15. _____
16. _____
17. _____
18. _____
19. _____
20. _____

Spelling Words

1. *assistant*
2. *consultant*
3. *coolant*
4. *defendant*
5. *radiant*
6. *disinfectant*
7. *ignorant*
8. *absorbent*
9. *confident*
10. *different*
11. *engineer*
12. *activist*
13. *cyclist*
14. *motorist*
15. *pianist*
16. *typist*
17. *comedian*
18. *electrician*
19. *librarian*
20. *musician*



Name _____

► Read the Spelling Words. Then sort and write them where they belong.

Words with the Suffix <i>-ant</i>	Words with the Suffix <i>-ent</i>
1. _____	8. _____
2. _____	9. _____
3. _____	10. _____
4. _____	
5. _____	
6. _____	
7. _____	
Word with the Suffix <i>-eer</i>	Words with the Suffix <i>-ist</i>
11. _____	12. _____
	13. _____
	14. _____
	15. _____
	16. _____

Spelling Words

1. *assistant*
2. *consultant*
3. *coolant*
4. *defendant*
5. *radiant*
6. *disinfectant*
7. *ignorant*
8. *absorbent*
9. *confident*
10. *different*
11. *engineer*
12. *activist*
13. *cyclist*
14. *motorist*
15. *pianist*
16. *typist*
17. *comedian*
18. *electrician*
19. *librarian*
20. *musician*

► Write the following Spelling Words: *comedian, electrician, librarian, and musician*. Use your best handwriting.

- | | |
|-----------|-----------|
| 17. _____ | 19. _____ |
| 18. _____ | 20. _____ |

Handwriting Tip

Remember to use equal space between letters.

typist

Name _____

► Write Spelling Words to complete the story.

There are many (1) people in my new town, and I want to know them all. Mr. Hollis is a (2). He rides his bike everywhere he goes. Our (3), Mrs. Lewis, helped me find the books I needed for my report. When we needed new lights for our house, we called Ms. Estes, an (4). She's very funny, too. I think she could be a (5) on TV. Since I've met so many people here, I feel more (6) about making new friends.


- | | |
|----------|----------|
| 1. _____ | 4. _____ |
| 2. _____ | 5. _____ |
| 3. _____ | 6. _____ |

► Write the Spelling Word that fits each mini-definition.

7. someone who gives advice _____
8. a person charged with a crime _____
9. a person who plays the piano _____
10. glowing brightly _____
11. used to kill germs _____

► Add a suffix to each base word to make a Spelling Word.

12. cool _____
13. ignore _____
14. active _____
15. type _____



Spelling Words


1. assistant
2. consultant
3. coolant
4. defendant
5. radiant
6. disinfectant
7. ignorant
8. absorbent
9. confident
10. different
11. engineer
12. activist
13. cyclist
14. motorist
15. pianist
16. typist
17. comedian
18. electrician
19. librarian
20. musician

 **Spelling Strategy**

Base Words: When the base word ends in e, be sure to drop the final letter if the suffix begins with a vowel. For example, with the word *cycle*, drop the e and add *-ist* to make *cyclist*.

Name _____

► **SOLVE THE PUZZLE:** Use Spelling Words to solve the puzzle.



ACROSS

- 2. uninformed
- 3. plays an instrument
- 8. able to soak up liquid
- 9. one who drives
- 10. uses a keyboard

DOWN


- 1. operates a locomotive
- 4. sure of one's self
- 5. works among books
- 6. helper
- 7. travels on two wheels

Spelling Words

- 1. *assistant*
- 2. *consultant*
- 3. *coolant*
- 4. *defendant*
- 5. *radiant*
- 6. *disinfectant*
- 7. *ignorant*
- 8. *absorbent*
- 9. *confident*
- 10. *different*
- 11. *engineer*
- 12. *activist*
- 13. *cyclist*
- 14. *motorist*
- 15. *pianist*
- 16. *typist*
- 17. *comedian*
- 18. *electrician*
- 19. *librarian*
- 20. *musician*

► **ANALOGIES:** Write the Spelling Word that best completes each analogy.

- 11. *Car* is to *driver* as *piano* is to _____.
- 12. *Dark* is to *drab* as *light* is to _____.
- 13. *Flour* is to *baker* as *joke* is to _____.
- 14. *Wood* is to *carpenter* as *wire* is to _____.
- 15. *Pesticide* is to *insects* as _____ is to *germs*.



Name _____

▶ Fold the paper along the dotted line. As each Spelling Word is read aloud, write it in the blank. Then unfold your paper and check your work. Practice writing any Spelling Words you missed.

1. _____
2. _____
3. _____
4. _____
5. _____
6. _____
7. _____
8. _____
9. _____
10. _____
11. _____
12. _____
13. _____
14. _____
15. _____
16. _____
17. _____
18. _____
19. _____
20. _____

Spelling Words

1. *incomplete*
2. *indirect*
3. *indent*
4. *instead*
5. *include*
6. *inexact*
7. *infamous*
8. *outbid*
9. *outbreak*
10. *outcast*
11. *outdated*
12. *outdoor*
13. *downfall*
14. *downhill*
15. *downpour*
16. *downstairs*
17. *update*
18. *upfront*
19. *uphill*
20. *upwind*



Name _____

► Write a Spelling Word to complete each sentence.

1. There was a _____ on the day we moved, so everything got wet.
2. Our new house has a basement _____.
3. We had to _____ the old appliances.
4. We will celebrate on the _____ patio.
5. Our house is _____ from a bakery.
6. I must _____ our new address on the invitations.

► Write the Spelling Word that is the opposite of each word or phrase.

7. uphill _____
8. straight _____
9. popular person _____
10. rise up _____
11. honorable _____
12. brand new _____
13. finished _____
14. specific _____
15. dishonest _____
16. downhill _____

► Write the following Spelling Words: *instead, indent, outbid, and outbreak*. Use your best handwriting.

17. _____
18. _____
19. _____
20. _____

Spelling Words

1. *incomplete*
2. *indirect*
3. *indent*
4. *instead*
5. *include*
6. *inexact*
7. *infamous*
8. *outbid*
9. *outbreak*
10. *outcast*
11. *outdated*
12. *outdoor*
13. *downfall*
14. *downhill*
15. *downpour*
16. *downstairs*
17. *update*
18. *upfront*
19. *uphill*
20. *upwind*

Handwriting Tip

Keep your letter strokes smooth and steady. Do not mark over strokes that you have already written.

uphill

Name _____

► Write a Spelling Word to replace the underlined words.

Dear Diary,
We just arrived in the United States, and I feel like an
(1) outsider. In our new home my room is (2) below
the first floor. We haven't painted yet, so my room is
(3) unfinished. Tomorrow, Mom will walk (4) to the bottom
of the hill with me for my first day of school. The school has
an (5) open-air eating area and a nice playground. Diary,
I will (6) inform you about my first day.

1. _____ 4. _____
2. _____ 5. _____
3. _____ 6. _____

► Write the Spelling Word that matches each clue.

7. in place of something or someone _____
8. the way to start a paragraph _____
9. a heavy rain _____
10. a sudden eruption _____
11. to put within a group _____

► Write these Spelling Words in alphabetical order.

upwind upfront outbid uphill

12. _____ 14. _____
13. _____ 15. _____

Spelling Words

1. incomplete
2. indirect
3. indent
4. instead
5. include
6. inexact
7. infamous
8. outbid
9. outbreak
10. outcast
11. outdated
12. outdoor
13. downfall
14. downhill
15. downpour
16. downstairs
17. update
18. upfront
19. uphill
20. upwind



Spelling Strategy

Proofread with a Partner: When you write, work with a partner to check each other's spelling.

Name _____

▶ **MATCHING:** Draw a line between the two word parts that make a Spelling Word. Then write the Spelling Word.

- | | | |
|--------|----------|----------|
| bid | down | 1. _____ |
| down | date | 2. _____ |
| stairs | complete | 3. _____ |
| up | in | 4. _____ |
| out | out | 5. _____ |
| in | fall | 6. _____ |
| exact | break | 7. _____ |


Spelling Words

1. *incomplete*
2. *indirect*
3. *indent*
4. *instead*
5. *include*
6. *inexact*
7. *infamous*
8. *outbid*
9. *outbreak*
10. *outcast*
11. *outdated*
12. *outdoor*
13. *downfall*
14. *downhill*
15. *downpour*
16. *downstairs*
17. *update*
18. *upfront*
19. *uphill*
20. *upwind*

▶ **WORD SEARCH:** Find and circle eight Spelling Words in the puzzle. Then write the words on the lines below.

u	o	u	t	d	a	t	e	d	n
p	i	i	i	d	b	c	z	i	v
f	n	d	n	o	u	p	l	n	o
r	f	g	d	w	p	d	z	d	u
o	a	w	i	n	w	z	a	e	t
n	m	w	r	h	i	n	w	n	d
t	o	j	e	i	n	c	b	t	o
e	u	x	c	l	d	q	s	e	o
r	s	w	t	l	l	p	w	i	r

- | | |
|-----------|-----------|
| 8. _____ | 12. _____ |
| 9. _____ | 13. _____ |
| 10. _____ | 14. _____ |
| 11. _____ | 15. _____ |



Name _____

► Fold the paper along the dotted line. As each Spelling Word is read aloud, write it in the blank. Then unfold your paper and check your work. Practice writing any Spelling Words you missed.

1. _____
2. _____
3. _____
4. _____
5. _____
6. _____
7. _____
8. _____
9. _____
10. _____
11. _____
12. _____
13. _____
14. _____
15. _____
16. _____
17. _____
18. _____
19. _____
20. _____

Spelling Words

1. *decoration*
2. *abbreviation*
3. *admiration*
4. *association*
5. *aviation*
6. *civilization*
7. *declaration*
8. *addition*
9. *composition*
10. *preposition*
11. *abdominal*
12. *admiral*
13. *rendition*
14. *disposal*
15. *emotional*
16. *environmental*
17. *denial*
18. *facial*
19. *judicial*
20. *testimonial*

Name _____

► Complete each Spelling Word by adding the missing vowels. Then write each Spelling Word.

1. d_c_r_t_n _____
2. _dd_t_n _____
3. c_mp_s_t_n _____
4. d_sp_s_l _____
5. _bbr_v_t_n _____
6. _m_t_n_l _____
7. d_cl_r_t_n _____
8. _dm_r_t_n _____

► Write a Spelling Word to complete each list.

9. noun, verb, _____
10. club, group, _____
11. captain, sailor, _____
12. recycle, pollution, _____
13. people, culture, _____
14. flight, airplane, _____
15. judge, jury, _____
16. stomach, middle, _____

► Write the following Spelling Words: *testimonial*, *rendition*, *denial*, and *facial*. Use your best handwriting.

17. _____
18. _____
19. _____
20. _____

Spelling Words

1. *decoration*
2. *abbreviation*
3. *admiration*
4. *association*
5. *aviation*
6. *civilization*
7. *declaration*
8. *addition*
9. *composition*
10. *preposition*
11. *abdominal*
12. *admiral*
13. *rendition*
14. *disposal*
15. *emotional*
16. *environmental*
17. *denial*
18. *facial*
19. *judicial*
20. *testimonial*

Handwriting Tip

When you write the letters *on*, be sure to keep the joining stroke high. Otherwise *on* could look like *an*.

on an

Name _____

▶ Add a suffix to each base word to write a Spelling Word.

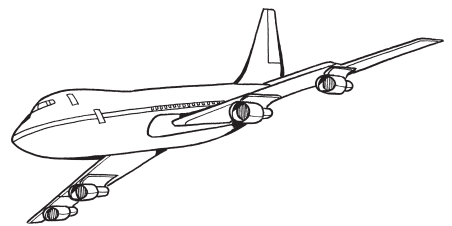
1. dispose _____
2. face _____
3. testimony _____
4. admire _____

▶ Read each Spelling Word. Then sort and write the Spelling Words that belong on the chart.

Words with the Suffix <i>-ition</i>	Words with the Suffix <i>-ation</i>
5. _____	9. _____
6. _____	10. _____
7. _____	11. _____
8. _____	12. _____
	13. _____
	14. _____
	15. _____

Spelling Words

1. decoration
2. abbreviation
3. admiration
4. association
5. aviation
6. civilization
7. declaration
8. addition
9. composition
10. preposition
11. abdominal
12. admiral
13. rendition
14. disposal
15. emotional
16. environmental
17. denial
18. facial
19. judicial
20. testimonial



Spelling Strategy

Using a Dictionary: If you need help deciding whether a word is spelled correctly, look it up in a dictionary.

Name _____

► **WORD OPERATIONS:** Perform the math operation to write a Spelling Word.

1. compose – e + ition = _____
2. deny – y + ial = _____
3. testimony – y + ial = _____
4. disposition – ition + al = _____
5. render – er + ition = _____
6. abdomen – en + inal = _____
7. declare – e + ation = _____

► **WHAT ARE THEY?** Write the Spelling Word that completes each statement.

8. A ship's captain is an _____.
9. $2 + 2$ is an example of _____.
10. The Incas were an ancient _____.
11. A _____ is a type of skin treatment done to the face.
12. Ribbons and banners are used as _____.
13. The Wright Brothers are important to the history of _____.
14. An _____ is the short way to write a word.
15. Clubs are a type of _____.

► **WORD SCRAMBLE:** Unscramble each group of letters to write a Spelling Word.

- | | |
|-------------------------|----------------------|
| 16. vnntlaeeiormn _____ | 19. nrtaodiami _____ |
| 17. opiitrepson _____ | 20. ciijdlua _____ |
| 18. tanlmoeio _____ | |

Spelling Words

1. *decoration*
2. *abbreviation*
3. *admiration*
4. *association*
5. *aviation*
6. *civilization*
7. *declaration*
8. *addition*
9. *composition*
10. *preposition*
11. *abdominal*
12. *admiral*
13. *rendition*
14. *disposal*
15. *emotional*
16. *environmental*
17. *denial*
18. *facial*
19. *judicial*
20. *testimonial*


Name _____

► Fold the paper along the dotted line. As each Spelling Word is read aloud, write it in the blank. Then unfold your paper and check your work. Practice writing any Spelling Words you missed.

1. _____
2. _____
3. _____
4. _____
5. _____
6. _____
7. _____
8. _____
9. _____
10. _____
11. _____
12. _____
13. _____
14. _____
15. _____
16. _____
17. _____
18. _____
19. _____
20. _____

Spelling Words

1. *additional*
2. *beautifully*
3. *blissfully*
4. *boastfully*
5. *carefully*
6. *cheerfully*
7. *colorfully*
8. *educational*
9. *effortlessly*
10. *endlessly*
11. *guiltlessly*
12. *joyfully*
13. *meaningfully*
14. *playfully*
15. *restfully*
16. *respectfully*
17. *childishness*
18. *truthfully*
19. *usefully*
20. *powerfully*



Name _____

► Write the Spelling Word that best fits each clue.

1. with caution _____
2. with honesty _____
3. more _____
4. something that teaches _____
5. done easily _____
6. with color _____
7. with a good attitude _____
8. in a bragging way _____
9. doing something without guilt _____
10. goes on forever _____
11. immature behavior _____
12. in a way that is lovely _____

► Write a Spelling Word that fits each description.

13. helpfully _____
14. honorably _____
15. happily _____
16. strongly _____

► Write the following Spelling Words: *meaningfully*, *blissfully*, *playfully*, and *restfully*. Use your best handwriting.

17. _____
18. _____
19. _____
20. _____

Spelling Words

1. *additional*
2. *beautifully*
3. *blissfully*
4. *boastfully*
5. *carefully*
6. *cheerfully*
7. *colorfully*
8. *educational*
9. *effortlessly*
10. *endlessly*
11. *guiltlessly*
12. *joyfully*
13. *meaningfully*
14. *playfully*
15. *restfully*
16. *respectfully*
17. *childishness*
18. *truthfully*
19. *usefully*
20. *powerfully*

Handwriting Tip

Be careful not to close the top of the letter y, or it might look like a g.

play

Name _____

► Write a Spelling Word that is the opposite of each word or phrase in the list.

1. with shame _____
2. weakly _____
3. with difficulty _____
4. modestly _____
5. carelessly _____
6. dishonestly _____
7. limited _____
8. in a way that is ugly _____
9. in a way that is serious _____

► Read each Spelling Word. Then sort and write them in the chart where they belong.

Words that Describe Happy Feelings	Word with the Suffix <i>-ness</i>
10. _____	13. _____
11. _____	Words with the Suffix <i>-al</i>
12. _____	14. _____
	15. _____

Spelling Words

1. additional
2. beautifully
3. blissfully
4. boastfully
5. carefully
6. cheerfully
7. colorfully
8. educational
9. effortlessly
10. endlessly
11. guiltlessly
12. joyfully
13. meaningfully
14. playfully
15. restfully
16. respectfully
17. childishness
18. truthfully
19. usefully
20. powerfully



Spelling Strategy

Comparing Spellings: When you're not sure how to spell a word, try writing it in different ways. Then, choose the spelling that looks correct.

Name _____

► **SYLLABLE SCRAMBLE:** Unscramble the syllables to write Spelling Words.

1. ful rest ly _____
2. ly col ful or _____
3. ing ful mean ly _____
4. spect ly re ful _____
5. al ad tion di _____
6. ti ful beau ly _____

► **HIDDEN WORDS:** Write the Spelling Words that contain these smaller words.

7. are _____
8. lay _____
9. dish _____
10. owe _____
11. cat _____
12. fort _____

► **BREAK THE CODE:** Use the code below to write Spelling Words.

1	2	3	4	5	6	7	8	9	10	11	12	13
A	B	C	D	E	F	G	H	I	J	K	L	M

14	15	16	17	18	19	20	21	22	23	24	25	26
N	O	P	Q	R	S	T	U	V	W	X	Y	Z

13. 21 19 5 6 21 12 12 25 _____

14. 20 18 21 20 8 6 21 12 12 25 _____

15. 5 14 4 12 5 19 19 12 25 _____

Spelling Words

1. *additional*
2. *beautifully*
3. *blissfully*
4. *boastfully*
5. *carefully*
6. *cheerfully*
7. *colorfully*
8. *educational*
9. *effortlessly*
10. *endlessly*
11. *guiltlessly*
12. *joyfully*
13. *meaningfully*
14. *playfully*
15. *restfully*
16. *respectfully*
17. *childishness*
18. *truthfully*
19. *usefully*
20. *powerfully*

Name _____

► Write the missing vowels to complete the Spelling Words.
Then write the words

1. c__nf__d__nt _____
2. __ng__n__r _____
3. __l__ctr__c__n _____
4. r__d__nt _____
5. t__p__st _____

► Write a Spelling Word to complete each list.

6. exact, exactly, _____
7. emotion, unemotional, _____
8. testify, testimony, _____
9. truth, untruthful, _____
10. care, careless, _____
11. meaning, meaningless, _____

► Write the Spelling Word that fits each clue.

12. of the stomach area _____
13. in the direction the wind blows _____
14. $2 + 2 = 4$ _____
15. easily _____
16. a feeling of respect or approval _____
17. honest and fair _____
18. an ornament _____
19. old-fashioned _____
20. a decline _____

Spelling Words

1. radiant
2. confident
3. engineer
4. typist
5. electrician
6. inexact
7. outdated
8. downfall
9. upfront
10. upwind
11. admiration
12. addition
13. emotional
14. abdominal
15. testimonial
16. decoration
17. effortlessly
18. meaningfully
19. truthfully
20. carefully



Name _____

► Unscramble the letters to write a Spelling Word.

1. oflwandl _____
2. trufnop _____
3. ecxntia _____
4. uddtoeat _____
5. npiudw _____

► Write the Spelling Word that is the opposite of each word.

6. dull _____
7. subtraction _____
8. unsure _____
9. disrespect _____
10. unfeeling _____

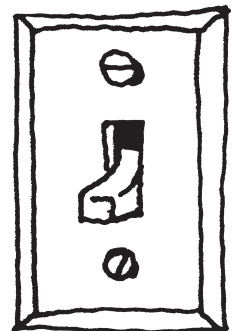
► Find, circle, and write the ten Spelling Words that are left.

n	c	e	n	g	i	n	e	e	r	t	w	r	e	l
r	a	b	d	o	m	i	n	a	l	r	d	u	n	y
p	r	g	t	t	r	u	t	h	f	u	l	l	y	t
a	e	c	m	e	a	n	i	n	g	f	u	l	l	y
e	f	f	o	r	t	l	e	s	s	l	y	r	o	p
b	u	t	e	s	t	i	m	o	n	i	a	l	u	i
d	l	k	t	d	e	c	o	r	a	t	i	o	n	s
q	l	l	d	d	u	o	g	x	z	b	v	a	l	t
n	y	n	e	l	e	c	t	r	i	c	i	a	n	d

11. _____
12. _____
13. _____
14. _____
15. _____
16. _____
17. _____
18. _____
19. _____
20. _____

Spelling Words

1. radiant
2. confident
3. engineer
4. typist
5. electrician
6. inexact
7. outdated
8. downfall
9. upfront
10. upwind
11. admiration
12. addition
13. emotional
14. abdominal
15. testimonial
16. decoration
17. effortlessly
18. meaningfully
19. truthfully
20. carefully



Name _____

► Read each Spelling Word. Then sort and write them where they belong in the chart.

Words with <i>-ation</i>	Words with <i>-al</i>
1. _____	4. _____
2. _____	5. _____
Word with <i>-ition</i>	Word with <i>-ial</i>
3. _____	6. _____

Spelling Words

1. radiant
2. confident
3. engineer
4. typist
5. electrician
6. inexact
7. outdated
8. downfall
9. upfront
10. upwind
11. admiration
12. addition
13. emotional
14. abdominal
15. testimonial
16. decoration
17. effortlessly
18. meaningfully
19. truthfully
20. carefully

► Write the Spelling Word that best completes each analogy.

7. *Serious* is to *comical* as *precise* is to _____.
8. *Track* is to *runner* as *keyboard* is to _____.
9. *Happy* is to *glad* as _____ is to *certain*.
10. *Fast* is to *quickly* as *easily* is to _____.
11. *Pipe* is to *plumber* as *wire* is to _____.
12. *Car* is to *driver* as *train* is to _____.
13. *Joy* is to *joyfully* as *meaning* is to _____.
14. *Downcast* is to *sad* as *happy* is to _____.
15. *Noisily* is to *loudly* as _____ is to *cautiously*.
16. *Dance* is to *gracefully* as *speak* is to _____.

► Write the Spelling Word that is similar to the given word.

17. old-fashioned _____
18. failure _____
19. honest _____
20. windward _____

Name _____

► Unscramble the syllables to write Spelling Words.

1. ful ly care _____
2. mean ful ing ly _____
3. ef less ly fort _____
4. ly ful truth _____

► Perform the math operation to write a Spelling Word.

5. type – e + ist = _____
6. abdomen – en + inal = _____
7. elect + ric + ian = _____
8. admire – e + ation = _____
9. decorate – e + ion = _____
10. confide + nt = _____
11. emotion + al = _____
12. add + it + ion = _____
13. engine + er = _____
14. radiate – te + nt _____
15. infant – fant + exact _____
16. testimony – y + ial _____

Spelling Words

1. radiant
2. confident
3. engineer
4. typist
5. electrician
6. inexact
7. outdated
8. downfall
9. upfront
10. upwind
11. admiration
12. addition
13. emotional
14. abdominal
15. testimonial
16. decoration
17. effortlessly
18. meaningfully
19. truthfully
20. carefully

► Match the words to make a Spelling Word. Write each word you make.

- | | | |
|-----------|-------|-------|
| 17. up | dated | _____ |
| 18. down | up | _____ |
| 19. out | fall | _____ |
| 20. front | wind | _____ |

Name _____

▶ Fold the paper along the dotted line. As each Spelling Word is read aloud, write it in the blank. Then unfold your paper and check your work. Practice writing any Spelling Words you missed.

1. _____
2. _____
3. _____
4. _____
5. _____
6. _____
7. _____
8. _____
9. _____
10. _____
11. _____
12. _____
13. _____
14. _____
15. _____
16. _____
17. _____
18. _____
19. _____
20. _____

Spelling Words

1. *subtle*
2. *scene*
3. *climbed*
4. *comb*
5. *exhibit*
6. *doubt*
7. *folks*
8. *exhaust*
9. *half*
10. *whistle*
11. *island*
12. *lamb*
13. *numb*
14. *often*
15. *rustle*
16. *debt*
17. *knack*
18. *thumb*
19. *unknown*
20. *mortgage*



Name _____


► Replace the underlined words with Spelling Words.

Jon has a (1) talent for finding odd things. Once, as he and his father (2) hiked up a riverbank, Jon noticed a (3) slight change in the rocks below. Among the river rocks, Jon saw an odd object. Since he (4) frequently collected rocks, Jon wanted this one. It was (5) partially buried. After careful digging, he held up a gigantic bone. "I (6) don't believe this is an ordinary bone," he said.

1. _____ 4. _____
2. _____ 5. _____
3. _____ 6. _____

► Write a Spelling Word to complete each list.

7. finger, hand, _____
8. setting, picture, _____
9. show, display, _____
10. sheep, ewe, _____
11. brush, hair, _____
12. people, relatives, _____
13. reef, ocean, _____
14. unfeeling, frozen, _____
15. tune, blow, _____
16. flutter, crackle, _____



Spelling Words

1. *subtle*
2. *scene*
3. *climbed*
4. *comb*
5. *exhibit*
6. *doubt*
7. *folks*
8. *exhaust*
9. *half*
10. *whistle*
11. *island*
12. *lamb*
13. *numb*
14. *often*
15. *rustle*
16. *debt*
17. *knack*
18. *thumb*
19. *unknown*
20. *mortgage*

Handwriting Tip

When you write the letter *u*, make sure to bring the last downstroke to the bottom line, or the *u* may be mistaken for a *v*.

doubt

► Write the following Spelling Words: *debt*, *exhaust*, *unknown*, and *mortgage*. Use your best handwriting.

17. _____ 19. _____
18. _____ 20. _____

Name _____

► Write a Spelling Word to complete each sentence.

1. At _____ past twelve, we'll eat lunch.
2. A new museum _____ has come to town.
3. Can you smell the bus engine's _____?
4. Would you like to go to an _____ paradise for vacation?

► Read the directions for sorting below. Then write the Spelling Words.

Write words that contain a silent *b*.

- | | |
|----------|-----------|
| 5. _____ | 9. _____ |
| 6. _____ | 10. _____ |
| 7. _____ | 11. _____ |
| 8. _____ | 12. _____ |

Write words that contain a silent *t*.

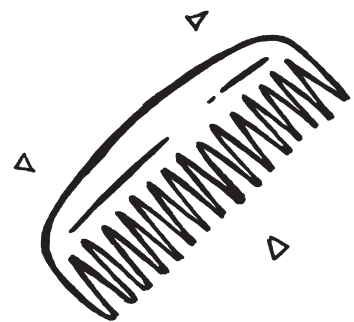
- | | |
|-----------|-----------|
| 13. _____ | 15. _____ |
| 14. _____ | 16. _____ |

Write words that contain a silent *k*.

- | | |
|-----------|-----------|
| 17. _____ | 18. _____ |
|-----------|-----------|

Spelling Words

1. subtle
2. scene
3. climbed
4. comb
5. exhibit
6. doubt
7. folks
8. exhaust
9. half
10. whistle
11. island
12. lamb
13. numb
14. often
15. rustle
16. debt
17. knack
18. thumb
19. unknown
20. mortgage



Spelling Strategy

Visualize: If you aren't sure how to spell a word that has a silent letter, picture the word in your mind. Think about the position of the silent letter in the word.

Name _____

► **USE THE CLUES:** Write the Spelling Word that fits each clue. Then unscramble the letters in the boxes to answer the riddle.

1. a home loan

_ _ _ _ _

2. used to untangle hair

_ _ _ _

3. time and time again

_ _ _ _ _ _

4. unfeeling

_ _ _ _ _

5. divide in two

_ _ _ _ _

6. What might you say about an amazing finger?

"Wow, that's some _____!"

► **ANALOGIES:** Write the Spelling Word that best completes each analogy.

7. *Creature* is to *animal* as *people* is to _____.

8. *Plot* is to *action* as *setting* is to _____.

9. *Fireplace* is to *smoke* as *car* is to _____.

10. *Kid* is to *goat* as _____ is to *sheep*.

11. *Fear* is to *bravery* as _____ is to *belief*.

► **RHYME TIME:** Write the Spelling Word that rhymes with each word.

12. puddle _____


13. whack _____

14. pet _____

15. puzzle _____

Spelling Words

1. *subtle*
2. *scene*
3. *climbed*
4. *comb*
5. *exhibit*
6. *doubt*
7. *folks*
8. *exhaust*
9. *half*
10. *whistle*
11. *island*
12. *lamb*
13. *numb*
14. *often*
15. *rustle*
16. *debt*
17. *knack*
18. *thumb*
19. *unknown*
20. *mortgage*




Name _____

▶ Fold the paper along the dotted line. As each Spelling Word is read aloud, write it in the blank. Then unfold your paper and check your work. Practice writing any Spelling Words you missed.

1. _____
2. _____
3. _____
4. _____
5. _____
6. _____
7. _____
8. _____
9. _____
10. _____
11. _____
12. _____
13. _____
14. _____
15. _____
16. _____
17. _____
18. _____
19. _____
20. _____

Spelling Words

1. *respect*
2. *inspect*
3. *spectacle*
4. *spectator*
5. *spectrum*
6. *specific*
7. *construct*
8. *destruction*
9. *instruct*
10. *structure*
11. *autograph*
12. *photograph*
13. *phonics*
14. *telegraph*
15. *paragraph*
16. *visor*
17. *visitor*
18. *visual*
19. *visible*
20. *television*



Name _____

► Write a Spelling Word to complete each sentence.

1. I was a _____ to the Grand Canyon.
2. I learned about it from watching a _____ program.
3. We climbed a giant rock _____.
4. From there, the Colorado River was _____.
5. The canyon's cliffs were quite a _____.
6. The layers of rock create a _____ of color.
7. This is a _____ from the trip.
8. I have _____ for the animals there.
9. Since 1919, the Grand Canyon National Park has been protected from _____.

► Write a Spelling Word that is similar to each given word.

10. teach _____
11. signature _____
12. image _____
13. observer _____
14. build _____
15. particular _____
16. examine _____

► Write the following Spelling Words: *visor*, *paragraph*, *phonics*, and *telegraph*. Use your best handwriting.

17. _____
18. _____
19. _____
20. _____

Spelling Words

1. *respect*
2. *inspect*
3. *spectacle*
4. *spectator*
5. *spectrum*
6. *specific*
7. *construct*
8. *destruction*
9. *instruct*
10. *structure*
11. *autograph*
12. *photograph*
13. *phonics*
14. *telegraph*
15. *paragraph*
16. *visor*
17. *visitor*
18. *visual*
19. *visible*
20. *television*

Handwriting Tip

Be sure to leave enough space between letters so that they are not crowded.

visor

Name _____

► Replace the underlined words with Spelling Words.

Dear Mary, May 25, 2008
 I am sending this (1) message to inform you that I
 am at the Grand Canyon. Truly, this place commands
 (2) admiration! Cliffs are (3) observable all around me. I
 also saw a (4) building that was built by people who lived
 here long ago. Maybe someday you will be a (5) guest
 here, too. Until then, I will send you a (6) picture.
Your friend,
John

1. _____ 4. _____

2. _____ 5. _____

3. _____ 6. _____

► Write these Spelling Words in alphabetical order.

television	paragraph	spectrum
phonics	spectacle	visor

7. _____ 10. _____

8. _____ 11. _____

9. _____ 12. _____

► Write the Spelling Word that is the opposite of each given word.

13. destroy _____ 15. preservation _____

14. general _____ 16. player _____

Spelling Words

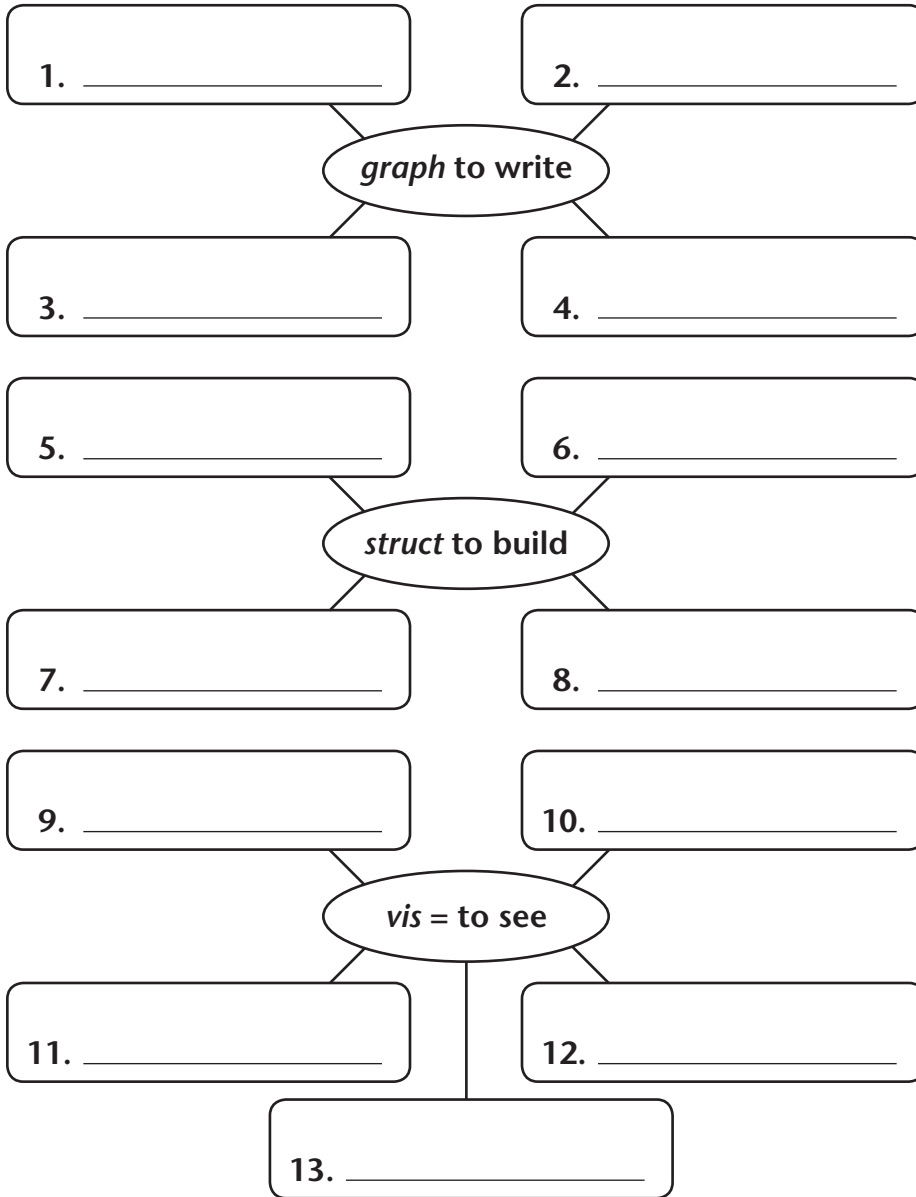
1. respect
2. inspect
3. spectacle
4. spectator
5. spectrum
6. specific
7. construct
8. destruction
9. instruct
10. structure
11. autograph
12. photograph
13. phonics
14. telegraph
15. paragraph
16. visor
17. visitor
18. visual
19. visible
20. television

Spelling Strategy

Root Words: When you are writing a word with Greek or Latin word parts, identify the root and any prefixes or suffixes. Then think about the meaning of each part.

Name _____

► **WORD WEBS:** Complete each web with Spelling Words that contain word parts.



Spelling Words

1. *respect*
2. *inspect*
3. *spectacle*
4. *spectator*
5. *spectrum*
6. *specific*
7. *construct*
8. *destruction*
9. *instruct*
10. *structure*
11. *autograph*
12. *photograph*
13. *phonics*
14. *telegraph*
15. *paragraph*
16. *visor*
17. *visitor*
18. *visual*
19. *visible*
20. *television*

► **WORD SCRAMBLE:** Unscramble each group of letters to write a Spelling Word.

14. scnhoip _____

17. treescp _____

15. ttocepar _____

18. mtucerps _____

16. ptnisce _____


Name _____

▶ Fold the paper along the dotted line. As each Spelling Word is read aloud, write it in the blank. Then unfold your paper and check your work. Practice writing any Spelling Words you missed.

1. _____
2. _____
3. _____
4. _____
5. _____
6. _____
7. _____
8. _____
9. _____
10. _____
11. _____
12. _____
13. _____
14. _____
15. _____
16. _____
17. _____
18. _____
19. _____
20. _____

Spelling Words

1. *there*
2. *they're*
3. *their*
4. *sent*
5. *scent*
6. *hour*
7. *our*
8. *seam*
9. *seem*
10. *plain*
11. *plane*
12. *piece*
13. *peace*
14. *two*
15. *too*
16. *to*
17. *whole*
18. *hole*
19. *pail*
20. *pale*



Name _____

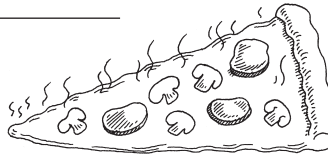
► Write Spelling Words that best completes the story.

In 1804, President Thomas Jefferson (1) Lewis and Clark on a journey from St. Louis (2) the Pacific coast. Other people went along, (3). One was Sacagawea, who helped them make (4) with the Native Americans. One of (5) goals was to make maps of the country. These maps may (6) strange, but (7) full of details. Finally, the group reached the Pacific Ocean. After spending the winter (8), they traveled back east. The (9) trip took more than (10) years.

- | | |
|----------|-----------|
| 1. _____ | 6. _____ |
| 2. _____ | 7. _____ |
| 3. _____ | 8. _____ |
| 4. _____ | 9. _____ |
| 5. _____ | 10. _____ |

► Write a Spelling Word to complete each phrase.

11. put a square peg in a round _____
12. an extra _____ of pizza
13. the sweet _____ of roses
14. sixty minutes in an _____
15. keep it _____ and simple
16. a _____ of water



► Write the following Spelling Words: *our*, *seam*, *plane*, and *pale*. Use your best handwriting.

- | | |
|-----------|-----------|
| 17. _____ | 19. _____ |
| 18. _____ | 20. _____ |

Spelling Words

1. *there*
2. *they're*
3. *their*
4. *sent*
5. *scnt*
6. *hour*
7. *our*
8. *seam*
9. *seem*
10. *plain*
11. *plane*
12. *piece*
13. *peace*
14. *two*
15. *too*
16. *to*
17. *whole*
18. *hole*
19. *pail*
20. *pale*

Handwriting Tip

Make sure the letter *l* touches the top line. Otherwise, it might look like an *e*.

pail

Name _____

► Write the Spelling Word that can replace each underlined word.

July 22, 1804

It is breakfast time, and I'm watching (1) a couple of birds. They (2) appear to be eating bugs. They peck at the tree bark and pull insects out of the (3) opening. Both have (4) light-colored feathers on their chests. They look (5) simple and ordinary, but they make a loud tapping sound. For the last (6) sixty minutes, I've watched them. Now, it is time to continue our journey.

- | | |
|----------|----------|
| 1. _____ | 4. _____ |
| 2. _____ | 5. _____ |
| 3. _____ | 6. _____ |

► Write a Spelling Word that has a similar meaning to the given word.

- | | |
|---------------|-------|
| 7. harmony | _____ |
| 8. also | _____ |
| 9. entire | _____ |
| 10. forwarded | _____ |
| 11. jet | _____ |
| 12. bucket | _____ |
| 13. odor | _____ |
| 14. section | _____ |
| 15. stitching | _____ |



Spelling Words

1. there
2. they're
3. their
4. sent
5. scent
6. hour
7. our
8. seam
9. seem
10. plain
11. plane
12. piece
13. peace
14. two
15. too
16. to
17. whole
18. hole
19. pail
20. pale

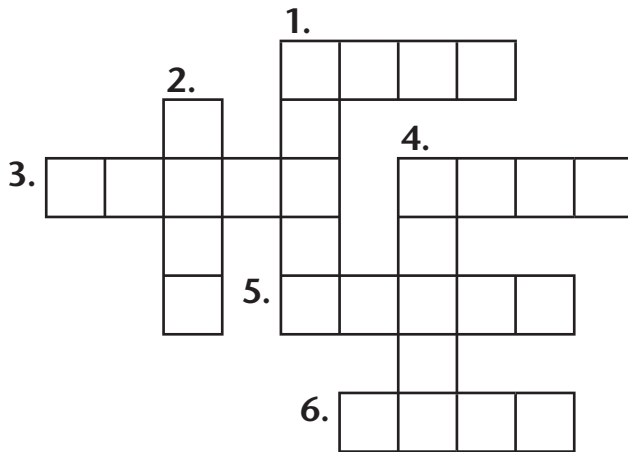


Spelling Strategy

Homophones: When you write a word that has a homophone, think about the spellings and meanings of both words. Choose the word that makes sense in your sentence.

Name _____

► **SOLVE THE PUZZLE:** Write Spelling Words to solve the puzzle. Use the clues to help you.



ACROSS

1. ____ a letter
3. Not divided
4. Jack and Jill carried this up a hill
5. Belonging to them
6. Where cloth is joined

DOWN

1. Perfume
2. Period of time
4. A portion or part

► **ANALOGIES:** Write the Spelling Word that best completes each analogy.

7. *Down* is to *up* as *from* is to _____.
8. *Her* is to *she* as _____ is to *we*.
9. *I am* is to *I'm* as *they are* is to _____.

► **CHOOSE THE WORD:** Circle the Spelling Word that completes each sentence correctly. Then write the word.

10. You look (pail, pale) _____ in the winter.
11. There is a (whole, hole) _____ in that sock.
12. The house is on a flat (plain, plane) _____.
13. Do your friends live on this block or over (there, they're) _____?

Spelling Words

1. *there*
2. *they're*
3. *their*
4. *sent*
5. *scent*
6. *hour*
7. *our*
8. *seam*
9. *seem*
10. *plain*
11. *plane*
12. *piece*
13. *peace*
14. *two*
15. *too*
16. *to*
17. *whole*
18. *hole*
19. *pail*
20. *pale*



Name _____

► Fold the paper along the dotted line. As each Spelling Word is read aloud, write it in the blank. Then unfold your paper and check your work. Practice writing any Spelling Words you missed.

1. _____
2. _____
3. _____
4. _____
5. _____
6. _____
7. _____
8. _____
9. _____
10. _____
11. _____
12. _____
13. _____
14. _____
15. _____
16. _____
17. _____
18. _____
19. _____
20. _____

Spelling Words

1. *impatiently*
2. *disappearance*
3. *unhappily*
4. *unnaturally*
5. *refreshment*
6. *mistakenly*
7. *nonrefundable*
8. *remarkable*
9. *unlikely*
10. *unpleasantly*
11. *disagreement*
12. *inaccurately*
13. *incorrectly*
14. *irreversible*
15. *repayment*
16. *uneasily*
17. *unhealthy*
18. *unusually*
19. *misguidance*
20. *refillable*



Name _____

► Write a Spelling Word to match each mini-definition.

1. gone from sight _____
2. can be filled again _____
3. food or drink _____
4. not good for you _____
5. cannot get your money back _____
6. cannot be turned around _____
7. paying back money owed _____
8. taken in the wrong direction _____
9. in an unlikable way _____
10. artificially _____

► Write the Spelling Word that best completes each sentence.

11. John looked _____ at the sky.
12. The snowstorm was _____ strong .
13. It is _____ that he will return.
14. Stickeen was a _____ dog.
15. He often barked _____.
16. John and I had a _____ about the dog.

► Write the following Spelling Words: *uneasily*, *mistakenly*, *inaccurately*, and *incorrectly*. Use your best handwriting.

17. _____
18. _____
19. _____
20. _____

Spelling Words

1. *impatiently*
2. *disappearance*
3. *unhappily*
4. *unnaturally*
5. *refreshment*
6. *mistakenly*
7. *nonrefundable*
8. *remarkable*
9. *unlikely*
10. *unpleasantly*
11. *disagreement*
12. *inaccurately*
13. *incorrectly*
14. *irreversible*
15. *repayment*
16. *uneasily*
17. *unhealthy*
18. *unusually*
19. *misguidance*
20. *refillable*

Handwriting Tip

When writing the letter *t*, be sure to cross the *t* clearly and not to loop it.

thy

Name _____

► Unscramble the syllables to write a Spelling Word.

1. pi hap un ly _____
2. cor in ly rect _____
3. tak ly en mis _____
4. ment re fresh _____
5. gree a dis ment _____
6. pay re ment _____
7. guid ance mis _____
8. mit ad ted re _____
9. ac in cu rate ly _____
10. nat un ur al ly _____
11. ly pleas un ant _____

Spelling Words

1. impatiently
2. disappearance
3. unhappily
4. unnaturally
5. refreshment
6. mistakenly
7. nonrefundable
8. remarkable
9. unlikely
10. unpleasantly
11. disagreement
12. inaccurately
13. incorrectly
14. irreversible
15. repayment
16. uneasily
17. unhealthy
18. unusually
19. misguidance
20. refillable

► Write a Spelling Word to replace the underlined words in each phrase.

12. the sick animal _____
13. waiting restlessly by the door _____
14. an amazing accomplishment _____
15. surprised by the unexpected outcome _____



Spelling Strategy

Reading Backward: To catch more spelling mistakes, try proofreading backward. Start with the last word and read until you get to the first. Then read for meaning.

Name _____

► **WORD OPERATIONS:** Perform the math operation to write a Spelling Word.

1. un + happy - y + i + ly = _____
2. mis + take + n + ly = _____
3. un + like + ly = _____
4. ir + reverse - e + ible = _____
5. un + easy - y + i + ly = _____
6. mis + guide - e + ance = _____
7. dis + appeared - ed + ance = _____

► **ADD IT ON:** Add a prefix and a suffix to each base word to write a Spelling Word.

8. usual _____
9. pleasant _____
10. refund _____
11. agree _____
12. natural _____

► **BREAK THE CODE:** Use the code below to write Spelling Words.


1	2	3	4	5	6	7	8	9	10	11	12	13
A	B	C	D	E	F	G	H	I	J	K	L	M

14	15	16	17	18	19	20	21	22	23	24	25	26
N	O	P	Q	R	S	T	U	V	W	X	Y	Z

13. 9 13 16 1 20 9 5 14 20 12 25 _____
14. 18 5 6 18 5 19 8 13 5 14 20 _____
15. 9 14 1 3 3 21 18 1 20 5 12 25 _____

Spelling Words

1. *impatiently*
2. *disappearance*
3. *unhappily*
4. *unnaturally*
5. *refreshment*
6. *mistakenly*
7. *nonrefundable*
8. *remarkable*
9. *unlikely*
10. *unpleasantly*
11. *disagreement*
12. *inaccurately*
13. *incorrectly*
14. *irreversible*
15. *repayment*
16. *uneasily*
17. *unhealthy*
18. *unusually*
19. *misguidance*
20. *refillable*



Name _____

► Write the missing silent letter to complete each Spelling Word. Then write the word.

1. de ___ t _____

2. num ___ _____

3. rus ___ le _____

4. s ___ ene _____

5. ___ nack _____

► Write the Spelling Word that is the opposite of each word.

6. received _____

7. dark _____

8. correctly _____

9. normally _____

► Change one or two letters in each word to write a Spelling Word.

10. do _____ 13. ewe _____

11. zoo _____ 14. laid _____

12. spent _____

► Write a Spelling Word to complete each set.

15. instruct, construction, _____

16. phonograph, telephone, _____

17. paying, payable, _____

18. guide, guideline, _____

19. specify, species, _____

20. graph, autograph, _____

Spelling Words

1. scene
2. numb
3. rustle
4. debt
5. knack
6. specific
7. phonics
8. destruction
9. paragraph
10. sent
11. scent
12. pail
13. pale
14. to
15. too
16. two
17. inaccurately
18. unusually
19. repayment
20. misguidance

Name _____

► Write the Spelling Word that fits each clue.

1. mailed _____
2. in addition or also _____
3. light-colored _____
4. toward _____
5. one less than three _____
6. a bucket _____
7. an odor or fragrance _____
8. shows a place _____
9. to move about _____
10. several related sentences _____
11. rhymes with thumb _____
12. very exact _____
13. study of letters and sounds _____



Spelling Words

1. scene
2. numb
3. rustle
4. debt
5. knack
6. specific
7. phonics
8. destruction
9. paragraph
10. sent
11. scent
12. pail
13. pale
14. to
15. too
16. two
17. inaccurately
18. unusually
19. repayment
20. misguidance

► Write the Spelling Word that best completes each analogy.

14. *Lead* is to *mislead* as *guidance* is to _____.
15. *Easy* is to *simple* as _____ is to *talent*.
16. *Construction* is to *build* as _____ is to *tear down*.
17. *Pay* is to *bill* as *owe* is to _____.
18. *Incorrectly* is to *correct* as _____ is to *accurate*.
19. *Often* is to *frequently* as *seldom* is to _____.
20. *Develop* is to *redevelopment* as *pay* is to _____.

Name _____

► Unscramble the letters to write a Spelling Word.

1. ynteepram _____
2. calytcrnaieu _____
3. sulaynulu _____
4. gidecnamsiu _____

► Rearrange the syllables to write two Spelling Words.

- ics le rust phon 5. _____
6. _____
- cif graph spe par a ic 7. _____
8. _____


► Use Spelling Words to solve the puzzle.

ACROSS

10. faded
12. damage
15. knick-_____
17. in the direction of
18. loss of feeling
19. me, _____

DOWN

9. delivered
11. bucket
13. where action occurs
14. odor
16. something owed
17. one, _____, three



Spelling Words

1. scene
2. numb
3. rustle
4. debt
5. knack
6. specific
7. phonics
8. destruction
9. paragraph
10. sent
11. scent
12. pail
13. pale
14. to
15. too
16. two
17. inaccurately
18. unusually
19. repayment
20. misguidance



Spelling Strategies

Let us show you some of our favorite spelling strategies!

Here's a tip that helps me spell a word. I **say** the word. Then I **picture** the way it is spelled. Then I **write** it!

When I'm learning how to spell a word, the **Study Steps to Learn a Word** are a big help. See page 2.

I think of ways to spell the vowel sounds in a word. Then I **try different spellings** until the word looks right.

When I don't know how to spell a word, I sometimes just take my best **guess**! Then I **check** it in a **dictionary** or a **thesaurus**.

Sometimes I **proofread** a sentence **backward**. I start with the last word and end with the first word. It really helps me notice words I've misspelled! Then I proofread for meaning.

I **proofread** my work **twice**. First, I circle words I know are misspelled. Then, I look for words I'm not sure of.



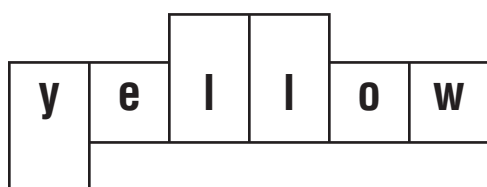
When I write a word that is a **homophone**, I make sure the word makes sense in the sentence.

When I'm writing a **compound word**, I think about how the **two smaller words** are spelled.

Sometimes thinking of a **rhyming word** helps me figure out how to spell a word.

I think about **spelling rules**, such as how to change a word's spelling before adding the ending *-ed* or *-ing*.

Drawing the **shape** of a word helps me remember its spelling. This is the shape of the word *yellow*.



When I **proofread**, I like to **work with a partner**. First, I read the words aloud as my partner looks at the spelling. Then we switch jobs.



My Spelling Log

A Spelling Log is a place where you can keep track of words that are important to you. List words that are new and interesting on this page. Then list Spelling Words to Study on pages 126–128.

My Own Word Collection	

Spelling Words to Study

List the words from each lesson that need your special attention.

Be sure to list any words that you misspelled on the Pretest.

THEME 1

Lesson 1: Words with Short Vowels and Vowel Digraphs

Lesson 2: Words with Long Vowels and Vowel Digraphs

Lesson 3: Words with Variant Vowels and Diphthongs

Lesson 4: Words with Inflections *-ed* and *-ing*

THEME 2

Lesson 6: Words with Consonant *-le*

Lesson 7: Words with VCCV: Same Medial Consonants

Lesson 8: Words with VCCV: Different Medial Consonants

Lesson 9: Words with VCCCV

Spelling Words to Study

THEME 3

Lesson 11: Words with VCV

Lesson 12: Words with Prefixes *re-*,
un-, *non-*

Lesson 13: Words with Suffixes *-able*,
-ible, *-ness*, *-ment*, *-less*

Lesson 14: Words with Ending /ən/

THEME 4

Lesson 16: Words with Ending /əl/

Lesson 17: Words with Ending /ər/

Lesson 18: Words Parts *over-*, *under-*,
sub-

Lesson 19: Words with Inflections
-s, *-es*

Spelling Words to Study

THEME 5

Lesson 21: Words with Suffixes *-ant*,
-ent, *-eer*, *-ist*, *-ian*

Lesson 22: Word Parts *in-*, *out-*,
down-, *up-*

Lesson 23: Words with Suffixes *-ation*,
-ition, *-al*, *-ial*

Lesson 24: Words with Suffixes in
Combination

THEME 6

Lesson 26: Words with Silent Letters

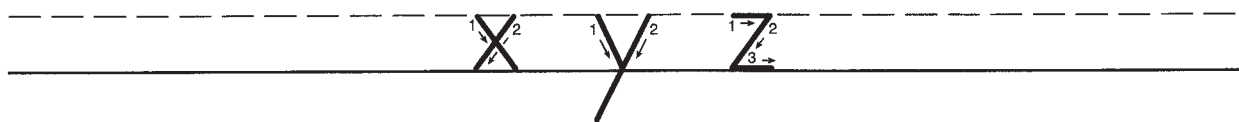
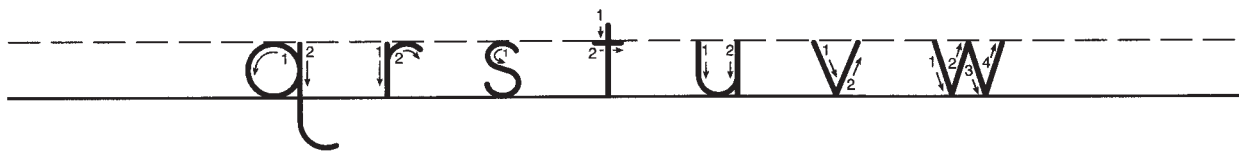
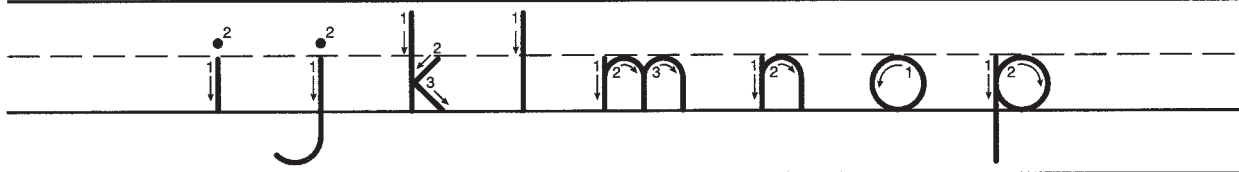
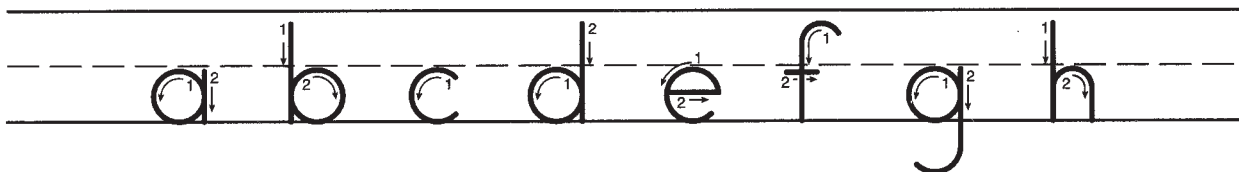
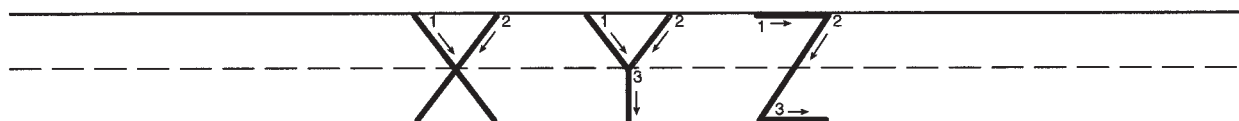
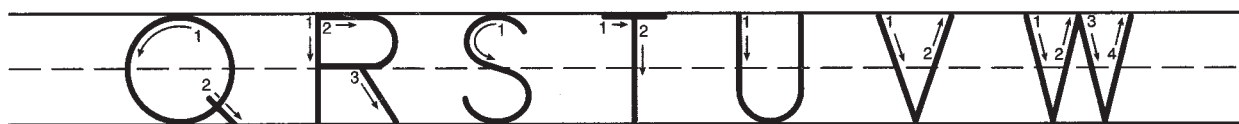
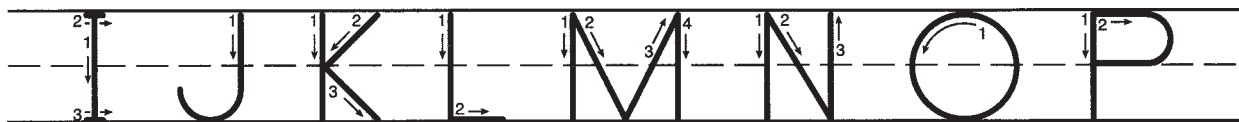
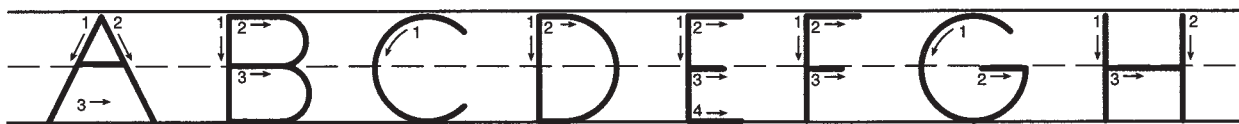
Lesson 27: Words with Greek and Latin
Word Parts

Lesson 28: Homophones

Lesson 29: Words with Prefix + Base
+ Suffix

Handwriting

Manuscript Alphabet



Handwriting

Cursive Alphabet

A B C D E F G H

I J K L M N O P

Q R S T U V W

X Y Z

a b c d e f g h

i j k l m n o p

q r s t u v w

x y z

Handwriting

D'Nealian Manuscript Alphabet

A B C D E F G H

I J K L M N O P

Q R S T U V W

X Y Z

a b c d e f g h

i j k l m n o p

q r s t u v w

x y z

Handwriting

D'Nealian Cursive Alphabet

A B C D E F G H

I J K L M N O P

Q R S T U V W

X Y Z

a b c d e f g h

i j k l m n o p

q r s t u v w

x y z